

# SKF Blind housing pullers



The SKF Deep Groove Ball Bearing Puller Kit TMMD 100 allows quick and easy dismantling of SKF Deep Groove Ball Bearings with an interference fit on both rings.

The SKF Blind Housing Puller Kit TMBP 20E is an adapter type puller for dismantling deep groove ball bearings in blind housings with shaft dimensions between 30 mm and 160 mm (1.18–6.3 in.). The use of extension rods allows a long reach of up to 547 mm (21.5 in.).

#### Selection chart – SKF Blind pullers

Designation	Bearing bore diameter (d)	Effective arm length
TMMD 100	10–100 mm (0.4–3.9 in.)	135–170 mm (5.3–6.7 in.)
TMBP 20E	30–160 mm (1.2–6.3 in.)	547 mm (21.5 in.)



Removes bearing without dismantling machinery

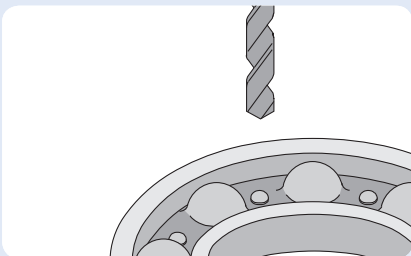
### SKF Blind Housing Puller Kit TMBP 20E

- Allows a wide range of deep groove ball bearings to be dismantled
- Ball adapters designed for a long service life
- Spanner stop function on spindle for easy and safe handling
- Self-locking nose piece helps minimise damage to shaft, and improves puller stability

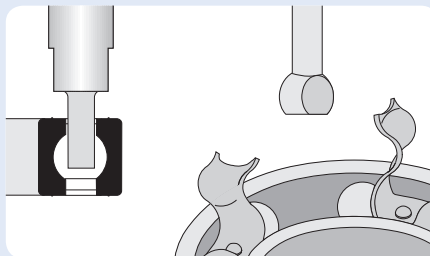
#### Suitability chart

SKF TMBP 20E is suitable for dismantling the following deep groove ball bearings

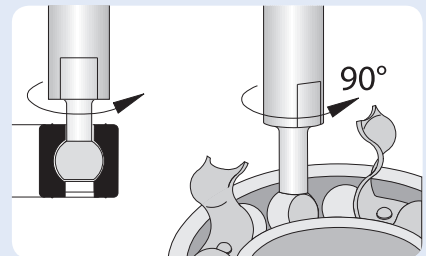
60.. series	62.. series	63.. series	64.. series	16... series
6021–6032	6213–6230	6309–6320	6406–6418	16026–16032



Remove seal and open selected section of ball cage. Clean the swarf out.



Insert appropriate bearing adapter and rotate it 90° ensuring positive grip within the bearing race.



Insert the second adapter into prepared area diametrically opposed.

## Easy dismounting of bearings in blind housings

# SKF Deep Groove Ball Bearing Puller Kit TMMD 100

The puller is suitable for use in both blind housings and shaft applications. The SKF TMMD 100 is suitable for dismounting up to 71 different SKF deep groove ball bearings, with shaft diameters ranging between 10 and 100 mm (0.4–3.9 in.).

- The claws are designed to precisely fit in the bearing's raceway, providing a good grip, thereby allowing high dismounting forces
- Each puller arm is fitted with a spring for easy installation
- The claw has been designed to allow easy insertion
- The hexagon head of the spindle is designed to prevent the spanner sliding down the spindle during dismounting
- The puller can also be used to remove sealed bearings from blind housings, after the seal has been removed




### Suitability chart

The SKF TMMD 100 suits the following bearing series and sizes:

Bearing designation	Shaft diameter
6000–6020	10–100 mm (0.4–3.9 in.)
6200–6218	10–90 mm (0.4–3.5 in.)
6300–6313	10–65 mm (0.4–2.6 in.)
6403–6410	17–50 mm (0.7–2.0 in.)
62/22, 62/28, 63/22, 63/28	22, 28, 22, 28 mm (0.9, 1.1, 0.9, 1.1 in.)
16002, 16003, 16011	15, 17, 55 mm (0.6, 0.7, 2.2 in.)
16100, 16101	10, 12 mm (0.4, 0.5 in.)



Bearing selection chart included



The rubber cap allows easy and quick attachment of the arms to the spindle. It also prevents the puller arms from detaching from the spindle during operation



The springs enable easy insertion

## Technical data – SKF Blind Housing Puller Kit

<b>Designation</b>	<b>TMBP 20E</b>
<b>Kit contents</b>	6 adapters sizes (2 pcs each) 2 main rods (with nut support rings and nuts) 4 extension rods Spindle Spindle nose piece Beam
<b>Effective arm length</b>	147–547 mm (5.8–21.5 in.)
<b>Maximum pulling force</b>	55 kN (6.2 US ton)
<b>Dimensions of case</b>	530 × 85 × 180 mm (20.9 × 3.4 × 7.0 in.)
<b>Weight</b>	6,5 kg (14.3 lb)



## Technical data – SKF Deep Groove Ball Bearing Puller Kit

<b>Designation</b>	<b>TMMD 100</b>
<b>Kit contents</b>	3 × puller arm A1–135 mm (5.3 in.) 3 × puller arm A2–135 mm (5.3 in.) 3 × puller arm A3–137 mm (5.4 in.) 3 × puller arm A4–162 mm (6.4 in.) 3 × puller arm A5–167 mm (6.6 in.) 3 × puller arm A6–170 mm (6.7 in.) 2 × spindle and nut 1 × handle
<b>Effective arm length</b>	135–170 mm (5.3–5.7 in.)
<b>Dimensions of case</b>	530 × 85 × 180 mm (20.9 × 3.4 × 7.0 in.)
<b>Weight</b>	3,6 kg (7.9 lb)



© SKF is a registered trademark of the SKF Group.

© SKF Group 2014

The contents of this publication are the copyright of the publisher and may not be reproduced (even extracts) unless prior written permission is granted. Every care has been taken to ensure the accuracy of the information contained in this publication but no liability can be accepted for any loss or damage whether direct, indirect or consequential arising out of the use of the information contained herein.

PUB MP/P8 13076 EN · October 2014

