


# Telescopic pillar for ophthalmic equipment

A complete lifting solution for better performance

Today's ophthalmic equipment manufacturers face a tough mix of performance and cost pressures. Demand is rising for ophthalmic chairs and instrument tables that can offer more precise, ergonomic motion, greater load-carrying capacity, and increased functionality.

But with rapid growth in emerging markets driving production into best-cost countries, finding suppliers that can meet performance demands and regulatory requirements reliably can be difficult. The SKF Telescopic pillar for ophthalmic equipment – series CPMA can make it much easier.

Combining robust, silent lifting, short retracted length and a wide degree of design flexibility, the SKF Telescopic pillar for ophthalmic equipment is a complete, IEC 60601-1 compliant solution designed to help OEMs develop equipment optimized for performance and cost.





## Benefits

- Greater design flexibility and standardized features
- Plug-and-play design helps reduce time to market
- Higher load-carrying capacity
- Greater comfort for patients and specialists
- Soft start/stop until the limits and smooth, quiet operation
- Low standby power for reduced energy consumption
- High standards: RoHS, REACH and IEC 60601-1:2005 (3rd edition) compliant
- Easy adaptable multifunction accessories
- Worldwide service and support

## More design flexibility for more competitive products

The SKF Telescopic pillar for ophthalmic equipment – series CPMA are compact, two-section units that give designers the ability to mix and match several performance features.

For example, series CPMA pillars allow variable placement of the motor and the inner and outer tubes. A built-in universal power supply, attachment-backward compatibility, cable-through with inlet and outlet mains socket accessories, and low standby power requirements further expand product

design and differentiation possibilities. With series CPMA pillars, there is no need to compromise on aesthetics, noise and vibration reductions, or hygiene concerns.


## Greater comfort for patients and specialists

Series CPMA pillars deliver smooth, quiet start/stop motion for greater patient comfort – and simpler, more ergonomic workstation operation. Able to handle loads of up to 2 000 N for chair applications, series CPMA pillars provide robust, stable position when not in motion.

## More flexibility with series CPMA design options


### Built-in with outer tube on top

- More hygienic and easy-to-clean design



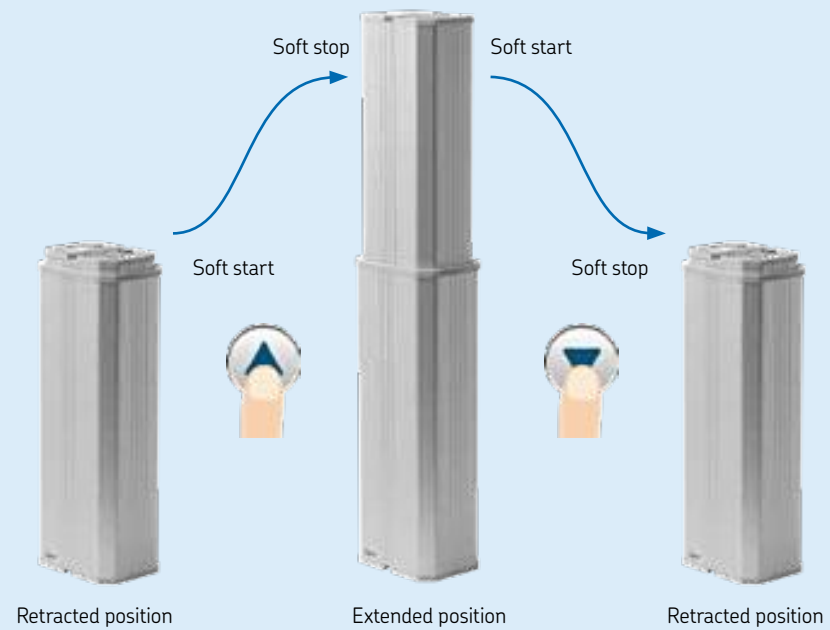
### Built-in with outer tube on bottom

- More aesthetic design



- Select the position of the motor, top or bottom, far from the larger plate in the application to minimize vibration and noise
- The operating device can be placed on top, bottom or both

## Unique soft start/stop feature until the end of the pillar travel



Unlike competitors pillar designs, CPMA telescopic pillars from SKF offer soft starts/stops throughout the entire stroke regardless of load or direction.

## Low design costs, fast delivery, reduced time to market

The plug-and-play design of series CPMA pillars can also help OEMs reduce design and development cycles and costs. IEC 60601-1:2005 (3rd edition) compliant, CPMA pillars are available in short delivery times from different SKF manufacturing facilities worldwide. The result? Faster, more cost-effective product design and delivery, regardless of your market location.

The SKF Telescopic pillar for ophthalmic equipment – series CPMA combines robust load-carrying capacity, silent lifting, and design flexibility in a compact, two-section unit. A built-in universal power supply, cable-through for mains, switches and optional for LAN, and variable tube and motor placement capabilities enable several pillar configurations. Socket box accessories can be added to provide inlet mains socket, outlet mains socket and RJ45 connectors. Driving the telescopic pillar only requires a mains power, with no need for extra control units.

## Technical feature highlights

- Short retracted length: stroke + 160 mm
- Stroke length from 230 to 400 mm
- Soft start/stop during the complete stroke
- Rated load up to 2 000 N
- Offset load: up to 250 Nm in dynamic, 500 Nm in static
- Universal power supply (100–240 V AC, 50/60 Hz) enables plug-and-play functionality and eliminates pre-selection errors
- The motor can be situated to meet application requirements
- Power in by connectors on both sides
- Power in and out is standard on top and bottom – no need to pre-select
- RJ45 connector for operating device, second RJ45 for LAN
- Plugged in accessories: IEC outlet socket box with fuse to connect equipment eliminates needs for multiple sockets; IEC inlet socket box with strain relief, RJ45 socket for desk switch
- Low noise level, less than 45 dB(A), for greater patient and operator comfort
- Low standby power helps saving energy consumption
- Earthing continuity through the pillar eliminates need for extra cable
- High standards: RoHS, REACH and IEC 60601-1:2005 (3rd edition) compliant
- LAN cable through in option

CPMA pillars feature a built-in universal power supply unit that is compatible with nearly all voltage and frequency worldwide.



# All you need for ophthalmic instrument table

## Telescopic pillar – series CPMA

### Inlet socket box



Electrical connection to pillar (mains power, ground, switch, LAN)



4 mm plate with 8 holes for screws to fasten pillar inner or outer tube plate to the base



IEC inlet socket for detachable mains powercord with strain relief



2 Replaceable fuses 8 A



RJ45 connector for foot switch



RJ 45 connector for LAN cable



### Outlet socket box



Electrical connection to pillar (mains power, ground, switch, LAN)



Mechanical fastening to pillar inner or outer tube plate by 4 x M6 screws



Mounting plate with 4 holes to assemble table top



3 Sockets for instrument or equipment (max 8 A)



2 Replaceable fuses 8 A



LAN connection for instrument and desk switch connection



Desk switch with 2-color LED for power and feedback status



© SKF is a registered trademark of the SKF Group.

© SKF Group 2014

The contents of this publication are the copyright of the publisher and may not be reproduced (even extracts) unless prior written permission is granted. Every care has been taken to ensure the accuracy of the information contained in this publication but no liability can be accepted for any loss or damage whether direct, indirect or consequential arising out of the use of the information contained herein.

PUB 66/S1 13213/1 EN • November 2014

Certain image(s) used under license from Shutterstock.com

