

Lubrication tools and equipment

LINCOLN



SKF


People, Capabilities and Systems to Save Money and Increase Productivity

Industry Leader

Continually satisfying our customers with the world's best lubrication equipment and pumping systems has made Lincoln the largest and most successful company in our field. For nearly a century, companies have relied on our technical and quality leadership; our world-class manufacturing and customer service, and our vast network of distributors and support facilities.

Providing Solutions

Industrial customers in large processing plants, automotive manufacturing, pulp and paper mills, food and beverage and other manufacturing facilities can depend on solutions from Lincoln. For the toughest mobile applications, on the road or in the field, Lincoln protects heavy equipment used in mining, construction, agriculture and over-the-road trucking. In addition, Lincoln offers the best lubrication equipment to meet the needs of automotive service professionals.



Complete Product Line

Lincoln supplies automated lubrication systems, pumps and pump stations and top quality lubrication equipment and accessories. Our quality systems in the United States and Germany are ISO 9001 registered and our fittings business is QS 9000 registered.



Worldwide Support

With five technical support centers on three continents, and a network of distributors supported by regional sales and service offices, our customers can always draw on our worldwide resources. Other Lincoln Sites Lincoln has developed new internet sites to better serve customers by providing information customized for their needs. Visit us at lincolnlube.com, mityvac.com and mityvacFST.com.



Table of Contents

Hand-held lubrication and accessories

18-volt lithium ion PowerLuber	2
14.4-volt and 18-volt PowerLuber grease guns	3
120-volt electric PowerLuber grease gun	5
Automatic pneumatic grease gun	6
Grease guns	7
Clear grease guns	10
Grease hose extensions	11
Grease accessories	12
Grease fittings	14
Wheel bearing packers	17

Pumps and accessories

PMV pump family	18
High-pressure grease pumps and accessories	19
3" PMV oil pumps	29
4.25" PMV oil pumps	30
PMV pump specifications	31
Medium-pressure oil pumps and accessories	32
Bulk oil systems	38
Transfer pumps	39
Rotary drum pumps	41

Used fluid equipment and accessories

Oil drains and accessories	42
Fluid recovery and accessories	44
Mityvac fluid evacuation equipment	45
Installed fluid evacuation and disposal systems	46
Lube dispensing stations	47

Hose reels and accessories

Lincoln fluid reel (LFR) series	48
Dual support hose reel	50
Heavy-duty series hose reels	52
High-flow reels/ball stops	53
Hose/hose adapters for reels	54
Power cord and light reels	55

Control valves and meters

Grease	57
Fluid lubricants	58
Metering control valves	59
Accessories	60
Inline/volume meters	61
Air/water	62

Air line products

Airline sprayers/valves	63
Air couplers and nipples	64
Diesel exhaust fluid (DEF) handling equipment	66
Air controls and accessories	68
Regulators, filters and lubricators	69
AirCare air preparation systems	70

Guardian grease products

Guardian grease guns	80
Guardian accessories	80
Guardian pumps	81
Guardian oil accessories	83
Guardian grease	84

Numerical index	85
-----------------------	----

Merchandising displays	inside back cover
------------------------------	-------------------



PowerLuber® Grease Gun

PowerLuber – 18-Volt Lithium Ion Series

Lincoln introduces the most advanced grease gun on the market. The new Li Ion Series offers far more than just extended run times. This powerful grease gun includes a multi-function LCD with many features including an easy to understand readout showing how much lubricant is being dispensed to prevent over lubricating and wasting grease.



1860

18V Li Ion PowerLuber Features

- LCD – Quantity of grease dispensed, quantity of grease remaining in cartridge, battery charge level, stall indicator, operation symbol
- LED lights up hard to locate fittings when under equipment or in the shade
- New 18V low-interference, high-performance motor
- New HD pump casting
- New motor protection design includes self-resetting thermal switch and front relief valve
- 2-speed transmission
- New longer 36 inch high-pressure hose
- New non-clog air-purge valve for immediate prime
- Bulk filler valve
- Accessible clean-out check to prevent potential priming problems

Model 1862

Packed in a convenient heavy-duty carrying case molded from impact- and stain-resistant plastic. Model 1862 comes complete with the 18v Li Ion PowerLuber and battery (Model 1861), a 110v one-hour charger (Model 1850) and a 36" high-pressure flex hose with spring guard (Model 1236).

Model 1864

Includes the same content as Model 1862 plus a second 18v Li Ion rechargeable battery (Model 1861).

18V Li Ion PowerLuber Accessories

Battery – Model 1861

3.0 high-amp Li Ion slide-on battery.

Charger – Model 1850

One hour high-output charger.

Hose – Model 1236

36" high-pressure hose with spring guards.



1864



1861



1850



PowerLuber® Grease Gun

Professional Two-Speed 14.4v and 18v NiCad Cordless Grease Guns

Lincoln, the inventor of the cordless grease gun, remains a valuable partner with technicians, mechanics, maintenance teams, farmers and others for almost every lubrication and preventative maintenance task imaginable.

PowerLuber's versatile two-speed design gives it the capability of two powerful tools in one. At the touch of a button, it can deliver high volumes of lubricant (8.5 oz. per minute) at medium pressure or a concentrated stream at high pressure (7500 psi working pressure). The PowerLuber includes a built-in stroke indicator to make it easy to measure total output.

PowerLuber 14.4 and 18v NiCad Features

- Powerful high-torque motor
- 7,500 psi working output pressure
- 9 oz/min grease output at 1,000 psi (H)
- Air purge valve for immediate prime
- 2-speed output selection
- 30" high-pressure whip hose with spring guards and coupler
- Slotted HD casting accepts shoulder strap
- Check-ball accessibility allows easy cleaning of contaminated or hardened grease
- One-hour smart charger
- High-capacity battery

Model 1842

Packed in a convenient heavy-duty carrying case molded from impact- and stain-resistant plastic. Model 1842 comes complete with the 18v NiCad PowerLuber and battery (**Model 1801**), a 110v one-hour charger (**Model 1410**), and a 30" high-pressure flex hose with spring guard (**Model 1230**).

Model 1844

Includes the same content as Model 1842 plus a second 18v NiCad rechargeable battery (**Model 1801**).

Model 1442

Packed in a convenient heavy-duty carrying case molded from impact- and stain-resistant plastic. Model 1442 comes complete with the 14.4v NiCad PowerLuber and battery (**Model 1401**), a 110v one-hour charger (**Model 1410**), and a 30" high-pressure flex hose with spring guard (**Model 1230**).

Model 1444

Includes the same content as Model 1442 plus a second 14.4v NiCad rechargeable battery (**Model 1401**).



Multi-speed output selector** – control the powerful two-speed transmission with just a push



Stroke cycle indicator pin – lets you monitor total output by touch



Motor protection – reset breaker protects motor from overload



1444

Models 1442, 1444, 1842 and 1844 all include carrying case.

** High output setting (H) delivers 2.5 times the volume as lower output setting (L).

PowerLuber® Grease Gun



1242

Model 1242

The standard 12-volt PowerLuber grease gun is powerful, generating up to 6000 psi of operating pressure. The battery recharges in only one hour and lasts long enough to dispense as much as 3 tubes of grease against 1,000 psi back pressure. It's perfect for hard to reach fittings. It relieves worker fatigue and speeds up routine lubrication tasks. Lube capacity is 16 oz. bulk and 14.5 oz. cartridge.

Comes complete with:

- 110-volt fast charger (Model 1210)
- 12-volt NiCad rechargeable battery (Model 1201)
- 30" high-pressure flex hose with spring guard (Model 1230)
- Pressure relief valve to prevent motor damage
- Accessible clean out check to prevent potential priming problems



1240

Model 1244

Includes second 12-volt rechargeable battery (Model 1201) for uninterrupted lube application.

Model 1240

Economy packed without carrying case. Includes one 12-volt rechargeable battery (Model 1201) and battery charger (Model 1210).

Model 1200

PowerLuber and battery only.

1861



1801



1401



PowerLuber Accessories

Batteries – Models 1861, 1801, 1401, 1201

High quality rechargeable PowerLuber batteries. **Model 1861** (18v Li Ion), **Model 1801** (18.0v NiCad), **Model 1401** (14.4v NiCad), **Model 1201** (12.0v NiCad).

NOTE: NiCad and Li Ion batteries are not interchangeable.

Whip Hoses – Models 1218, 1224, 1230, 1236

Attach to PowerLuber with 7/16" UNEF fitting, 1/8" NPT(m) outlet. Working pressure 7500 psi (517 bar). **Model 1218** (18"), **1224** (24"), **1230** (30") and **1236** (36").

Chargers

Model 1815A

Charges both Lincoln models **1401** (14.4-volt NiCad) and **1801** (18-volt NiCad) battery packs. Designed for use with 18- and 14.4-volt PowerLubers grease guns. 1-hour fast charger with automatic trickle charge maintenance mode. For use in vehicles and heavy equipment using 12- or 24-volt outlets.

Model 1850

One hour high-output Li Ion charger.

Model 1410

"Smart" charger recharges batteries in less than one hour and recognizes battery condition when not in use. For use with **Models 1442, 1444, 1842 and 1844.**

Model 1210—110-volt one-hour fast charger for use with battery pack 1201. 6 ft. cord; UL/ULC listed.

Model 1215

12-volt to 12-volt DC field charger for use with battery pack **Model 1201** (plugs into cigarette lighter). **Model 1215A** allows use of both 12-volt and 24-volt DC input.

Model 1414

Shoulder strap for hands-free movement from job to job (14.4V and 18V PowerLubers only).

1850



1815A



1201



1410



1210



1215



1414



PowerLuber® Grease Gun

The Newest Addition to the Electric PowerLuber Family

The first of its kind in the industry, the 120-volt corded PowerLuber's motor provides the highest torque values in its class. Its variable-speed trigger combines with a two-speed transmission for precise flow control. Ideal for filling grease reservoirs, the 120-volt grease gun is an excellent alternative to pneumatic lube tools.



AC2440

120V PowerLuber Features

- High torque 120V AC motor
- Unmatched for power, longevity and performance
- Variable speed trigger combines with the 2-speed transmission for excellent flow control
- Plated barrel, head and handle
- Excellent for refilling grease reservoirs
- Excellent alternative to pneumatic lube tools
- Pressure relief valve to prevent motor damage
- Accessible clean out check to prevent potential priming problems

120V PowerLuber Specifications

Models	AC2440 / AC2400**
Voltage	120v
Transmission	2-Speed Transmission with Variable Speed Trigger
Lube Capacity	16 oz. bulk / 14.5 oz. cartridge
Grease Flow Indicator	Patented Stroke Counter
Output Pressure	7000
Output Rate*	3.6 oz/min (L) - 8.0 oz/min (H)
Cartridges Dispensed Per Charge*	Unlimited
Overload Protection	Pressure Relief Valve
Bulk Filler Valve	Yes
Quick Vent - Air Purge Valve	Yes
Hose Type	30" High-Pressure with Dual Spring Guards and 5852 Coupler
Compact Carrying Case	Yes (Model AC2440 only)
Hose/Coupler/Cord Clip	Yes
6' Power Cord	Yes

* @ 1000 psi back pressure

** Does not include carrying case



Automatic Pneumatic Grease Gun

Model 1162 PowerLuber® Fully Automatic Pneumatic Grease Gun

The variable speed trigger provides excellent grease flow control while the advanced pump design eliminates traditional priming issues.

- Outstanding durability and dependability
- Fully automatic, continuous operation
- Variable-speed trigger
- Accessible check valve assembly
- Comfortable grip
- 30" high-pressure hose with coupler and attachment clip (Model 1230)
- Includes a combination filler nipple and bleeder valve
- Superior flow performance obtained through advanced design
- Standard grease cartridge

Pump Ratio	40:1 at 150 psi
Max. Grease Pressure	6000 psi (414 bar)
Air Pressure Range	40-150 psi (2.8-10.3 bar)
Lube Capacity	16 oz. bulk / 14.5 oz. cartridge
Weight	5.375 lbs. (2.4 kg)



Grease Guns

Lincoln. . . the brand the pros demand for quality lubrication tools

For over a century the industry has recognized Lincoln as the leader in professional lubrication tools. Professional automotive, agricultural and industrial mechanics depend on Lincoln tools for their livelihood. Lincoln tools offer a lifetime of performance and are backed by the most comprehensive warranty in the industry.

Lincoln hand-held grease guns offer:

- Rugged cast pump head for strength and durability.
- Jam-proof toggle mechanism prevents binding or accidental bending of plunger.
- Performance-proven design.
- Locking follower rod with removable end cap.
- Extra-heavy follower spring insures positive priming and uninterrupted pumping action.
- Accessible check valve allows easy cleaning without gun disassembly.
- Precision fit and hardened plunger prevents lubricant bypass, resists scoring for longer life.
- Follower rod locks into follower to force prime.



1142



1148



1013

Includes	1142	1148	1013
Durable high-pressure grease gun	X	X	X
Precision fit and hardened plunger	X	X	X
Accessible check valve	X	X	X
5852 hydraulic coupler	X	X	X
Rugged cast head	X	X	X
Locking follower rod	X	X	X
Removable end cap	X	X	X
Variable stroke/variable pressure		X	X
Multi-port pickup for greasing in tight areas		X	X
Air purge valve		X	
Large piston and bore			X
High output setting			X
360° rotating extension			X
Quick adjustment handle			X
Plated barrel, head and handle			X
Bulk filler nipple			X
Ergonomic hand grip			X

Lever & Pistol Grip Grease Guns

Heavy-Duty Lever Type

Model 1142

The first choice of top mechanics and industrial maintenance professionals everywhere. It's designed for rough treatment on the job with a cast iron pump head, precision fit plunger and extra heavy follower spring.

Model 1147

Same as 1142 with 18" whip hose and coupler.

Model 1148

Premium version of our popular model 1142. This pump head includes dual grease inlet ports that provide the user the option of high pressure or high volume delivery. The tool also includes a comfortable vinyl grip and vent valve for purging air.

Model 1151

Same as 1142 but holds 21 ounces bulk.

Heavy-Duty Pistol Grip Type

Model 1132

Fast, one-hand operation with similar features and benefits of Lincoln lever-type grease guns. Includes 5" extension with coupler.

Model 1133

Same as 1132 with 18" whip hose and coupler.

Model 1134

Extra-heavy-duty pistol grip grease gun. Cast head design. Jam proof handle return mechanism. Develops up to 7500 psi. Includes both 18" whip hose with coupler and 6" rigid tube. Variable stroke allows a high pressure option for high tolerance applications. Includes combination air bleeder/filler nipple to bulk fill capabilities and easy release of trapped air.

Model 91108 Filler Nipple

Enables hand guns to be loaded using filler pump method. Includes ball check; 1/8" NPT(m).

Model 82760 Grease Gun Holder

Can be mounted to almost any surface. Holds grease guns and suction guns with 2-1/4" OD barrel. Holds guns until ready to use. Not for use with clear tubes.



Grease Guns Lever Type

Model	Lube Capacity	Extension	Length
1142	16oz. Bulk/14.5oz. Cartridge	5853 6" & 5852 coupler	21-3/4"
1148	16oz. Bulk/14.5oz. Cartridge	5853 6" & 5852 coupler	21-3/4"
1147	16oz. Bulk/14.5oz. Cartridge	71518 18" Hose & 5852 coupler	21-3/4"
1151	21oz. Bulk/14.5oz. Cartridge	5853 6" & 5852 coupler	24-1/2"

Specifications: Output 1oz. per 33 strokes using No. 1 grease at 70°F. Barrel diameter 2-1/4"

Grease Guns Pistol Grip

Model	Lube Capacity	Extension	Length
1133	16oz. Bulk/14.5oz. Cartridge	71518 18" Flex Hose & 5852 coupler	15-1/2"
1132	16oz. Bulk/14.5oz. Cartridge	6" Straight Pipe & 5852 coupler	15-1/2"
1134	16oz. Bulk/14.5oz. Cartridge	18" Flex Hose, 6" Straight Pipe & Coupler	15-1/2"


Specifications: Output 1oz. per 39 strokes using No. 1 grease at 70°F. Barrel diameter 2-1/4"

Suction Gun Model 615

Holds up to 18 ounces of fluid. Flexible nozzle for transmission, differential or oil filter service. Precision follower fitted to barrel for superior suction and is impervious to oil, grease and water. Finished in rust-resistant, powder coated blue paint.



Heavy-Duty & Air-Operated Grease Guns



Air Operated Model 1162 PowerLuber®

- Fully automatic, pneumatic grease gun with variable-speed trigger
- Outstanding performance, durability and grease flow
- Patented anti-cavitation pump
- 6000 psi (414 bar) greasing capability
- Air operating range 40-150 psi (2.8-10.3 bar)
- Accessible check valve for easy clean out
- Includes advanced vent valve with filler nipple
- 30" high-pressure hose (with Model 1230)
- Low operational noise
- Lube capacity: 16 oz. bulk / 14.5 oz. cartridge

Dual Pressure – Dual Output Model 1013 and 1145

- High-output setting delivers twice the grease per stroke
- High or low pressure for light- or heavy-duty greasing action
- Full pressure on short strokes for heavy greasing in tight places; develops full pressure with just 1/4" stroke
- Extension swivels 360° for hard-to-reach fittings
- Plated barrel, head and handle
- Handy three-way loading: cartridge, filler pump or bulk
- Grease resistant rubber handle grip for positive pumping action

Precision High Pressure and Volume Model 1035 & 1037

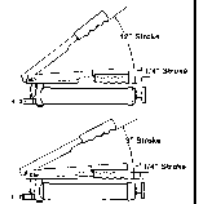
- Exclusive toggle mechanism design uses compound leverage for high-pressure pumping with little effort
- Rust resistant plated gun barrel and handle, black enamel head
- Equipped with filler nipple for fast refill from Lincoln filler pump
- 21 oz. bulk capacity for heavy-duty greasing applications
- High volume (Model 1037) delivers 1 oz. in just nine strokes

Load Pin in Rear Position for High-Output Delivery

With handle in REAR (lo) shift position, grease is delivered at low pressure (maximum 4000 psi) with strokes from 1/4" to 12". Output 1 ounce per 18 full strokes.

Load Pin in Front Position for High-Pressure Delivery

With handle in FRONT (hi) shift position, grease is delivered at high pressure (maximum 7000 psi) with strokes from 1/4" to 9". Output 1 ounce per 33 full strokes.



Dual-Pressure

Model	Lube Capacity	Extension	Length	Max. Pressure
1013	16oz. Bulk/14.5oz. Cartridge	6" & hydraulic coupler	22-1/2"	7000/4000 psi
1145	21oz. Bulk/14.5oz. Cartridge	5853 6" & hydraulic coupler	25-1/4"	7000/4000 psi

Specifications: Output at low pressure 1oz. per 18 strokes; at high pressure 1 oz. per 33 strokes using No. 1 cup grease at 70°F. Barrel diameter 2-1/4".

High-Pressure

Model	Lube Capacity	Extension	Length	Max. Pressure
1035	21oz. bulk/14.5oz. cartridge	5834 6" & hydraulic coupler	27-1/4"	7000 psi

Specifications: Lubricant output 1 oz. per 25 strokes using No. 1 cup grease at 70°F. Barrel diameter 2-1/4".

Volume

Model	Lube Capacity	Extension	Length	Max. Pressure
1037	21oz. bulk/14.5oz. cartridge	5834 6" & hydraulic coupler	27-1/4"	3000 psi

Specifications: Lubricant output 1 oz. per 9 strokes using No. 1 cup grease at 70°F. Barrel diameter 2-1/4".

Clear Grease Guns

Lincoln's Premium Line of Clear Grease Guns for 100% Positive Grease Identification

Not All Grease Is Created Equally—Different equipment, machines, bearing types and vehicles require different types of grease. Proper identification of the grease once installed in a grease gun can be challenging. Lincoln's clear tube allows for quick grease identification eliminating the risk of mixing incompatible or unspecified greases.

Built to Last—The high strength clear tube and aircraft aluminum adapters create one of the most durable tube assemblies in the industry. Traditional steel tubes are subject to damage in the workplace through drops and hits from other tools. The Lincoln clear tube design is impervious to this type of damage. Its resilient shell eliminates waste from grease bypass.

Military Proven—Lincoln's clear tube design was developed successfully for military maintenance support. The clear tube is being used successfully in these harsh environments, and it provides the 100% grease identification they demand.

The clear design enables:

- Positive grease type identification (bulk or cartridge)
- Visual confirmation of quantity of grease remaining in tube (bulk)
- Visual confirmation of air pockets eliminating the loss of prime (bulk)
- Visual confirmation of grease separation or contamination (bulk)
- Perfect concentricity and resilience eliminates bypass (bulk or cartridge)
- Visual recognition of grease brand promotes quality of shop (cartridge)

Clear Grease Gun Models

Model	Description
1100CLR	Clear Tube – for easy conversion from standard Lincoln steel tubes
1107CLR	Clear tube– for conversion of many competitive models.
1134CLR	Gun, heavy-duty pistol with clear tube
1142CLR	Gun, lever with clear tube
1148CLR	Gun, lever deluxe with clear tube
1240CLR	12V PowerLuber® with clear tube
1440CLR	14.4V PowerLuber® with clear tube

Clear Tube Kits (1100CLR and 1107CLR) are available to allow the conversion of grease guns currently in use



1440CLR



1142CLR



1100CLR

Grease Hose Extensions



5812

Premium Extensions for Manually Operated Grease Guns

Maximum working pressure 4500 psi. Strategically placed coil spring provides non-slip, push-pull grip and prevents accidental "kinking" which could cause hose ruptures.

Model	Length	Thread Size
5812	12"	1/8" NPT(m)
5818	18"	1/8" NPT(m)
5861	36"	1/8" NPT(m)



71512



1230



81726



81795



3029



3034



5858

Extensions for Manually Operated Grease Guns

Maximum working pressure 3000 psi.

Manually Operated—Packaged

Model	Length	Thread Size
71512	12"	1/8" NPT(m)
71518	18"	1/8" NPT(m)

Manually Operated—Bulk (Unpackaged)

Model	Length	Thread Size
75912CL	12"	1/8" NPT(m)
75918CL	18"	1/8" NPT(m)
75924CL	24"	1/8" NPT(m)
75936CL	36"	1/8" NPT(m)

PowerLuber® Whip Hoses

Attaches with 7/16" UNEF fitting; 1/8" NPT(m) outlet. Working press. 7500 psi (517 bar). For use with 120-, 18-, 14.4- and 12-volt PowerLubers and pneumatic model 1162.

Model	Length
1218	18"
1224	24"
1230	30"
1236	36"

Assemblies for Standard Hydraulic Fittings

Maximum working pressure 4500 psi.

Model	Whip Hose	Coupler	Thread Size
81725	5818/18"	5845	1/8" NPT(m)
81726	5812/12"	5845	1/8" NPT(m)
81795 *	5812/12"	5845	1/8" NPT(m)

* Includes 81980 locking sleeve.

Assemblies for Button-Head Couplers with Swivel

Maximum working pressure 4000 psi. Includes 81606 swivel.

Model	Whip Hose	Coupler	Thread Size
3029	5812/12"	80933/large	1/8" NPT(m)
3034	5812/12"	81458/standard	1/8" NPT(m)
3055	5861/36"	81458/standard	1/8" NPT(m)
3056	5861/36"	80933/large	1/8" NPT(m)

Flexible & Rigid Extension Adapter

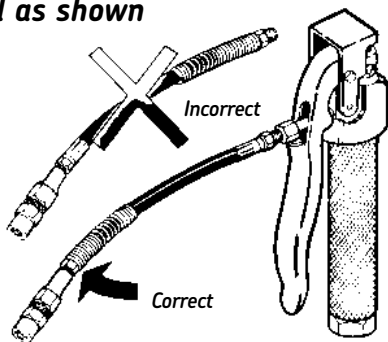
Model 5858

Maximum working pressure 5000 psi. Allows operator to switch from flexible to rigid extension with one hand. Overall length 13". 1/8" NPT(m). For use on hand guns or air operated grease control valves.

WARNING

Whip Hoses Models 3029, 3034, 5812, 5818, 5861, 81725, 81726, 81795

Install as shown



Grease Accessories



5852

Hydraulic Couplers

Model 5852

- 6000 psi maximum operating pressure.
- For all hydraulic type grease fittings.
- Small outside diameter permits easy contact with recessed fittings.
- Built-in ball check prevents leak and lubricant backup.
- Inlet 1/8" NPT(f).
- Bulk part no. 245978

Hydraulic Coupler Displays

Model 5852

- One hydraulic coupler in a resealable clamshell.

Model 5852-2

- Two hydraulic couplers in the same clamshell as the 5852.
- Bulk model no. 245978

Model 5852-5

- Contains five couplers; reduces cost per unit.

Model 5852-54 Counter Display

- Contains 54 couplers in a displayable box; best value.

Model 5845 Heavy-Duty

- 7500 psi maximum operating pressure.
- 1 1/16" Hex
- Inlet 1/8" NPT
- Bulk part no. 245976



Hydraulic Coupler Displays



5848



5845



5883

Model 5848 Adapter

- 7500 psi maximum operating pressure.
- Built-in swivel allows full 360° circle.
- Locks in any one of eight 45° positions.
- Adjustable coupler section permits contact with fittings in reverse positions.
- Angle body has 1/8" NPT(f) inlet permits addition of pipe extension when required.



81458



10536



80933

Special Access Coupler

Model 5883 90° Grease Coupler

- Provides access to difficult to reach fittings.
- Allows for easy lubrication in tight areas.

Button-Head Couplers & Adapters

Model 80933

4000 psi maximum operating pressure. For pull-on, push-on or hook-on service. Use with large 7/8" diameter button-head fittings. 7/16"-27 (f) thread.

Model 81458

Same as 80933 except for 5/8" diameter button-head fittings.

Model 10460

5000 psi maximum operating pressure. For adapting standard or large button-head couplers to hose with 1/8" NPT connections. 1/8" NPT(f) x 7/16"-27 (m) thread. Use gasket 31138, not included.

Model 10536

4500 psi maximum operating pressure. For adapting standard or large button-head couplers to hose with 3/8" NPT connections. 3/8" NPT(f) x 7/16"-27 (m) thread. Use gasket 31138, not included.

WARNING

MATERIAL USE: Lincoln swivels are to be used only to transport grease, oil and other lubricants and are designed only for these non-abrasive and noncorrosive purposes. Do not use with abrasive and corrosive materials such as sound-deadening materials which may contain limestone and mica particles. Transport of such materials causes rapid premature wear to critical swivel components and can cause failure of swivel. Failure could expose the user to severe bodily injury, permanent disfigurement or death.

INSTALLATION & SERVICE: Tighten all fluid connections securely before using swivel. Never exceed 7500 psi maximum operating pressure. Never alter or modify any part of the swivel. Never attempt to repair or disassemble the swivel while the system is pressurized. Never stop or deflect leaks with hand or body.

MEDICAL ATTENTION: Get medical attention immediately if exposed to high pressure fluids. Tell the attending physician what was injected.

Grease Accessories



5834



5853



62028



*5884



*5859



*5855



81980



*5849



5803



*82784




*83278



58000

* With quick-connect locking sleeve



*5807

Coupler Extensions

Model 5834

7500 psi maximum operating pressure. Includes 5845 coupler and 62028 6" extension tube. 1/8" NPT(m) connection.

Model 5853

6000 psi maximum operating pressure. Includes 5852 hydraulic coupler and 62028 6" extension tube. 1/8" NPT(m) connection.

Rigid Extensions

Model 62028

6" length. Tough, heavy-wall seamless steel tubing. 1/8" NPT(m) at each end.

Model 62061

Same as 62028 except 12" length.

Model 62117

Same as 62028 except 18" length.

Extensions Adapters

Model 5884*

Contains the 5883 90° grease coupler plus a quick-connect locking sleeve for fast access to hard-to-reach lube points.

Model 5859 Angle*

- 90° angle solves problem of contacting so-called "inaccessible" grease fittings.
- Design eliminates need to remove from "deep dish" wheels for lubrication of the tie rod ends and ball joints.
- Use to service cars, truck, machines and farm equipment.

Model 5855 Recessed*

Straight extension. Use to lubricate recessed fittings where obstructions will not permit use of hydraulic coupler. Includes extension and locking sleeve.

Model 81980 Locking Sleeve*

For adapting any 1/8" NPT(m) extension nozzle to a hydraulic coupler.

Model 5849 360 Degree*

7500 psi maximum operating pressure. Includes 5848 360° coupler for full swivel, 2" steel extension tube and locking sleeve.

Needle Nozzles

Model 5803

1/8" NPT(f) thread. Allows operator to contact flush type or hard-to-reach hydraulic type fittings.

Model 5806

Same as 5803 except 6" length.

Model 82784*

Same as 5803 except with extension and locking sleeve.

Model 83278*

Use to lubricate U-joints and spindles. Attaches to hydraulic coupler of control valve or grease gun. Includes rubber tip.

Extension Kit

Model 58000

Heavy-duty lube accessory kit contains quick-connect versions of seven of Lincoln's most popular lube accessories. Use with all standard grease guns and dispensing devices. Includes models: 5849, 5855, 5859, 5884, 81795, 82784 and 83278.

Grease Injection Tool

Model 5807*

- Provides a solution to noisy sealed bearings, joints, chassis pivot points, dry splines, etc.
- Provides a way to apply a long-lasting lubricant into close-fitting areas
- Allows access into difficult-to-reach areas
- Includes a quick-connect coupler to limit grease by-pass
- Includes a threaded protective cap that removes and reattaches safely and easily
- Quickly attaches to all 3- and 4-jaw grease couplers
- For use with hand guns only

Impact Fitting Cleaner

Model 5805

- Clears hardened grease from fittings/joints.
- Includes steel drive cylinder, piston, safety shield, high-pressure hose and 5852 coupler.



5805

WARNING

Never point needle nozzles, adapters or coupler at any part of the body or another person.

Packaged Grease Fittings



Packaged Fittings—U.S. Threads

All the most popular fittings and sizes

Model 5468 Mini

Ten assorted grease fittings in three popular sizes, blister packed on one card.

5468 Assortment Contents

Quantity	Description
6	1/4"-28 straight
2	1/4"-28 45°
2	1/4"-28 90°



5470

Model 5470 Economy

24 assorted grease fittings in six popular sizes blister packed on one card.

Assortment Contents

Quantity	Description
6	1/8" NPT straight
6	1/4"-28 straight, short thread
3	1/8" NPT 45° angle
3	1/4"-28 45° angle, short thread
3	1/8" NPT 90° angle
3	1/4"-28 90° angle, short thread



5470



5469

Model 5469 Deluxe

100 assorted grease fittings in six popular sizes. Sturdy, easy to handle transparent dispenser box has labeled and illustrated compartments.

Assortment Contents

Quantity	Description
20	1/8" NPT straight
40	1/4"-28 straight, short thread
10	1/4"-28 45° angle, short thread
10	1/8" NPT 65° angle
10	1/8" NPT 90° angle
10	1/4"-28 90° angle, short thread



5191



5291

1/4"-28 Taper Thread Packs

Short Thread Grease

Model	Description
5191	Card of (10) straight fittings
5291	Card of (10) 45° angle fittings
5491	Card of (10) 90° angle fittings



5290

1/8" Pipe Thread Packs

Grease Fittings

Model	Description
5190	Card of (10) straight fittings
5290	Card of (10) 45° angle fittings
5490	Card of (10) 90° angle fittings



5490

Packaged Fittings—Metric Threads

All the most popular fittings and sizes

Model 5184 Mini

An assortment of three of the most used 6mm sizes and configurations blister packed on one card.

Assortment Contents

Quantity	Description
6	6mm straight
2	6mm 45°
2	6mm 90°

Model 5185 Economy

30 grease fittings in three of the most popular 6mm metric sizes blister packed on one convenient card.

Assortment Contents

Quantity	Description
16	6mm straight
6	6mm 45°
8	6mm 90°

Model 5186 Deluxe

100 assorted grease fittings in all the most popular metric sizes. Sturdy, easy to handle dispenser box has labeled and illustrated compartments.

Assortment Contents

Quantity	Description
40	6mm straight
20	6mm 45°
10	6mm 90°
5	8mm straight
5	8mm 45°
5	8mm 90°
5	10mm straight
5	10mm 45°
5	10mm 90°



5186



5184

Boxed and Bulk Grease Fittings



1/8" NPT

100 Pc. Box No.	Bulk No.	Description	Length
5000C	5000	Straight	21/32"
5003C	5003	Straight	1-1/4"
5200C	5200	45° angle	7/8"
5300C	5300	65° angle	29/32"
5400C	5400	90° angle	27/32"

1/4" NPT

100 Pc. Box No.	Bulk No.	Description	Length
5050C	5050	65° angle 1/4" NPT	1-5/32"
5350C	5350	Straight 1/4" NPT	15/16"

1/4"-28 SAE



100 Pc. Box No.	Bulk No.	Description	Length
5010C	5010	Straight-short thread	1/2"
5013C	5013	Straight-long thread	11/16"
5527C	5527	Straight-short thread	31/64"
5210C	5210	45° angle-short thread	7/8"
5410C	5410	90° angle-short thread	25/32"

Metric



100 Pc. Box No.	Bulk No.	Description	Length
5175C	5175	Straight	6mm
5176C	5176	45°	6mm
5177C	5177	90°	6mm
5178C	5178	Straight	8mm
5179C	5179	45°	8mm
5180C	5180	90°	8mm
5181C	5181	Straight	10mm
5182C	5182	45°	10mm
5183C	5183	90°	10mm



Button Head

100 Pc. Box No.	Bulk No.	Description	Length
5701C	5701	1/8" NPT(m) thread	25/32"
5706C	5706	1/4" NPT(m) thread	53/64"



Drive Type

100 Pc. Box No.	Bulk No.	Description	Length	Drive Dia.
5033C	5033	Straight	9/16"	3/16"
5385C	5385	65° angle	13/16"	3/16"
—	5318	65° angle	49/64"	1/4"
5031C	5031	Straight	37/64"	5/16"



IMPORTANT ORDERING INFORMATION

To order **BULK FITTINGS**: specify exact quantity desired. Product will arrive in one package containing that quantity.

To order **100 PC. BOXED FITTINGS**: specify exact quantity of boxes desired. Product will arrive in boxes containing 100 fittings each.

Fitting Thread Adapters, Bushings, Angle Bodies & Tools

Metric Thread Adapters

Convert any 1/4"-28 thread grease fitting to metric thread.

Metric Thread Adapters

Model	Thread
103307E	6mm x 1/4"-28 (f)
103308E	8mm x 1/4"-28 (f)
103309E	10mm x 1/4"-28 (f)



Fitting Bushings & Angle Bodies

Bushings & Angle Bodies

Model	Description	Length
10461	Hex bushing	1/8" NPT(f) x 1/4" NPT(m)
10787	Face bushing	1/8" NPT(f) x 1/4" NPT(m)
20028	45° angle body	1/8" NPT(f) x 1/8" NPT(m)
20029	90° angle body	1/8" NPT(f) x 1/8" NPT(m)
20026	90° angle body	1/4"-28 (m) x 1/8" NPT(f)

Easy-Out Tools

A combination tool used to remove worn or broken fittings and to retap holes for installation of new fittings. Tool has socket wrenches for removing both straight and angle fittings. May also be used to remove old pin-type fittings.



Model 66953

For tapping 1/4"-28 threads and removal of both 3/8" and 5/16" hex. straight or angle fittings.

Model 90776

For tapping 1/8" NPT threads and removal of 7/16" hex. straight or angle fittings.

Fitting Drive Tools

Model 11485

Use to install straight Drive-Type Fittings only.

Model 11509

Use to install angle Drive-Type Fittings only.



11485

11509

Wheel Bearing Packers

Lincoln Bearing Packers

Flush and pack in one operation eliminating inefficient and messy hand packing.

Model 224

Universal Bearing Packer forces out old grease while evenly injecting fresh grease. Pack bearing up to 4-1/2" I.D. Connects to standard grease coupler. 4.5" OD.

Model 816

Servics bearings with 5/8" to 1-1/2" I.D. This versatile, compact unit mounts on work-bench or wall. Bearing is flushed and packed by contacting fitting in packer head with power gun control valve or by high-pressure hand gun. Overall dimension: 4-1/2" high, 4" wide. 3-1/4" OD.

Model 102891

Bearing packer head only; for bench mounting or attachment to any Lincoln air-operated economy, Series 20 or Series 40 grease pump. Servics bearings 1-3/4" to 9-1/2" O.D. with minimum I.D. of 9/16". Accepts grease through fitting from high-pressure control valve or hand gun. For bench mount use 1/2" pipe flange.

Model 844

Servics bearings to 9-1/2" O.D. with minimum 9/16" I.D. Includes adapters to service bearings from 1" to 1-3/4" O.D. For use with 120 lb. original refinery container (not included). Includes 84780 universal follower.

Specifications: Maximum pressure 800 psi. 1 ounce per stroke.
Finish: Drum cover in red enamel, pump head and handle in black.
Dimensions: Overall height 41-7/8" with standard 120 lb. drum.

Model 102697 Super Speed Packer

Servics bearings with 5/8" to 1-1/2" I.D. with up to 3-1/4" O.D. on passenger cars, light trucks and farm vehicles. Clamps securely on 25 to 50 pound original refinery container. Primes easily and pumps efficiently even when using heavy greases at low temperatures. Includes flexible follower.

Specifications: 21" overall height.
Finish: Drum cover in red enamel.

Model 102929

Same as 102697 except has larger packer head to service bearing to 9-1/2" O.D. with minimum 9/16" I.D. Includes adapter to permit servicing smaller bearings of 1" to 1-3/4" O.D. Includes flexible follower plate.



224



816



102891



844



102697



102929

PMV Pump Family

Designed for Exceptional Performance, Long Service Life, Low Maintenance Cost

Lincoln's new PMV family of grease and oil pumps represents 100 years of high-quality engineering, technology and manufacturing. The unique, modular design of these pumps includes precision-machined parts made with durable materials which allows for a longer pump life. Based on Lincoln's proven PowerMaster III air logic pump technology, PMV is a simple design with few moving parts. This translates to exceptional performance, long service life and low maintenance cost.

PMV Features and Benefits

Air Valve Assembly

- Proven design based on the PowerMaster III air logic pump technology
 - More than 25 years of precision pump engineering ensures dependable, quiet performance
- Modular, fastened by four bolts
 - Quick and easy to maintain throughout the service life of the pump
- Precision machined and made from aircraft aluminum
 - Precise, durable and less susceptible to temperature than plastic spools
- Runs without external lubrication
 - Reduces cost of ownership
- No springs, rods, levers or slides
 - Fewer parts to wear out, increasing durability, decreasing repair cost
- Designed to work in a contaminated air supply

Air Cylinder

- One-piece cylinder casting contains all ports and passages
 - Simplifies repairs
- One-piece piston
 - No connection to any rods, spools, springs or poppets reduces premature mechanical failures, simplifies repairs
- One O-ring on the piston
 - Reduces leak paths, improves durability

Pump Tube

- One-piece, machined gland nut
 - Easy to maintain over the life of the pump
- Divorced pump tube and air motor seal
 - Air motor seal is a separate O-ring which reduces the chance of contamination in the motor

Pump Seals

- Made from durable polyurethane
 - Compatible with a wide range of natural and synthetic lubricants

Pump Rod

- Hard-chrome plated
 - Allows for superior sealing which extends the life of the rod

Outlet Check

- For oil pump models
- Protects pump from system back pressure



High-Pressure, Portable, Heavy-Duty Grease Pumps

9989 50:1 – 25-, 50-lb. Portable with Pail Cover



Package Includes:

- Bare Pump Model No. 85791
- Drum Cover Model No. 275370
- Air Coupler/Nipple Model No. 5874/5875
- Universal Swivel Model No. 81387
- Flexible Follower Model No. 84775
- 7' Grease Hose Model No. 75084
- Straight Swivel Model No. 82399
- Control Valve Model No. 740

9917 50:1 – 120-lb. Portable with Caster Base

Package Includes:

- Bare Pump Model No. 85792
- Drum Cover Model No. 46007
- Air Coupler/Nipple Model No. 5874/5875
- Universal Swivel Model No. 81387
- Caster Base No. 80895
- Flexible Follower Model No. 84780
- 7' Grease Hose Model No. 75084
- Straight Swivel Model No. 82399
- Control Valve Model No. 740

9917-57 50:1 – 120-lb. Portable without Caster Base



Accessories (included with 9917, 9989 shown above)

Follower Plates

Model 84775

Deluxe universal follower for use with 25-50 lb. containers for 1", 1-1/4", 1-1/2" diameter pump tubes. All rubber unit ensures complete grease dispensing to the bottom of dented or plastic lined drums; wipes pail or drum clean. Metal cap holds insert firmly in place, ensuring seal and maintaining vacuum.

Model 84780

Same as 84775 except for use with 120 lb. containers for 1", 1-1/4", 2-1/8" diameter pump tubes. Used with Series 20 and 40 air-operated grease pumps.



84775



84780

Model 81387 Universal High-Pressure Swivel

1/2"-27(m) x 1/4" NPT(m)

Model 740 Heavy-Duty High-Pressure

- 7500 psi maximum operating pressure
- Precision-machined, all steel handle, body and guard bracket provides durability and longevity
- Unique, precision control inlet check valve provides ease of handle operation even with increase in pressure
- Knurled handle for positive grip
- Handy trigger guard prevents pinching
- Reversible inlet check seat and hydraulic jaws provide double life
- Balanced design reduces user fatigue
- Lubricant inlet 1/4" NPT(f); outlet 1/8" NPT(f)
- Easily repaired for extended life



740



81387

High-Pressure, Portable, Heavy-Duty Grease Pumps

Model 6917 Air-Operated Portable Grease Pump Package

Lincoln's new heavy-duty portable grease pump delivers the same volume and pressure as the more expensive pumps – but at an affordable price.

- Lincoln's time-tested, 2-1/2", 50:1, air-operated, double-acting grease pump ensures dependable, high-output grease delivery.
- Lube the hard-to-reach fittings with the heavy-duty control valve and universal swivel.
- Standard follower wipes 120 lb. drum sides clean and keeps the pump primed.
- Four-wheel dolly maneuvers easily around the shop.



6917

Model	Ratio	Max. Pressure	Output/Min Free Delivery	Base	Grease Hose	Control Valve	Swivel	Follower	Add Longer Grease Hose?	Add Hose Reel?
6917	50:1	7500 psi (517 bar)	80 cubic in. (1311 cubic cm)	84192 Band Dolly	75084 7' Heavy Duty	740 Heavy Duty	81387 Heavy Duty	274327 Std. Follower	Yes	Yes

The Industry Standard



917

Series 20 & 40 • 50:1 Air-Operated • Double Acting

The following models contain Lincoln's high-pressure Series 20 grease pumps.

Model 917 120 lb. Drum

Will dispense 45 ounces or 80 cubic inches of NLGI 0-2 grease per minute at 150 psi. Assures positive prime at lowest temperature. Drum cover 46007 finished in Lincoln red; roll-a-round base 80895 base in black; air motor cover in white. Height 43-1/8".

Base 17" square. Drum not included.

Model 917-57 120 lb. Drum

Same as 917 without roll-a-round base.

Model 346P 120 lb. Drum

Same as 917 except with 674 hand truck which provides convenient transportation for unit. Hand truck has two semi-pneumatic disc wheels and screw-type clamp which locks unit to truck. Drum not included.



346P

High-Pressure, Portable, Heavy-Duty Grease Pumps



Model 987 25-50 lb. Pail/60 lb. Bulk

For 25-30 lb. refinery containers or 60 lb. bulk. Gasket and air vent in lid assembly makes unit completely dust-proof, leak-proof and spill-proof. Ideal for use in all types of weather; container rust-proofed and finished in Lincoln red. Height 31-3/4"; inside diameter of container 12-1/2".

Model 989 25-50 lb. Drum

Steel cover has three thumb screws to clamp securely to any original 25-50 lb. refinery container. Carrying handle provides easy portability. Follower plate assures positive prime at lowest temperatures. Cover rust-proofed and finished in Lincoln red. Bucket not included.

Heavy-Duty Portable Grease Pump Assemblies

Model	Bare	Drum Cover	Base	Delivery Kit*	Follower Plate	Drum Size
917-57	82050	46007	NA	Included	84780	120 lb.
987	83513	90656	NA		not supplied**	25-50 lb.
989	82716	91499	NA		84775	25-50 lb.

*Delivery kits for all units include: 75084 high-pressure hose, 11659 nipple, 740 control valve, 815 air coupler, 82399 straight swivel and 81387 universal swivel.

**Follower plate recommended to assure positive prime at lowest temperatures. Must be ordered separately.

NOTE: Free delivery 80 cu. in. per min.



Value Series 40:1 Single-Acting Grease Pumps

Features and Benefits

- Air-powered lubrication at an affordable price
- Portable medium- to light-duty chassis lubrication
- Simple grease plunger/bushing
- Control valve and universal swivel
- High-pressure
- Proven valved piston design
- Easy, one-hand operation
- Built for durability and reliability
- Maximum output: 5 cu. in./2.5 oz. per min.

Pump Models

Model	4417	4459	4489
Container Size	120 lb.	25-50 lb.	
Four Wheel Caster Dolly	Yes		No
Delivery Kit	High-Pressure Grease Control Valve and Coupler, Universal Swivel, 7' Connecting Hose		
Ratio	40:1		
Air Motor Effective Diameter	2" / 52 mm		
Air Inlet Connection	1/4" NPTF (female)		
Lube Outlet	SAE-6 O-Ring Port		
Volume Output/Minute	5 in ³ / 82 cm ³		
Max. Air Pressure	100 psi / 10.34 bar		
Minimum Air Pressure	40 psi / 2.75 bar		
Maximum Grease Output Pressure	4000 psi / 413 bar		
Flexible Follower	Included with all models		



Recommended Accessories

Air Line controls are a must for safe and effective pump operation.

Model No.	Description
815	1/4"(f) Air Coupler
11659	1/4"(m) Air Nipple
602003	1/4" Miniature Air Regulator
247843	Air Line Pressure Gauge
10462	1/4" Pipe Nipple for Regulator attachment

3" PMV Grease Pumps—Stationary and Replacement



MODEL NO.	DESCRIPTION
50:1 — 3" 25-, 50-lb. Models	
85791	Bare Replacement Pump for 9989
50:1 — 3" 120-lb. Models	
85792	Bare Replacement Pump for 9917
V350120DC	Stationary Package
V350120000	Bare Pump
K050120DC	120-lb. Stationary Kit
85826	Drum Cover
10198	(2) Hose Connectors
80202	Elbow Union
75060	1/4" x 5' Grease Hose
273299	3/8" x 5' Air Hose
84780	Follower
5874/5875	Air Coupler/Nipple
V350120HF	Inductor Package
V350120000	Bare Pump
274932	Hoist/Follower Kit
V350120LT	Lube Truck Package
V350120000	Bare Pump
K050120LT	120-lb. Lube Truck Kit
85829	120-lb. Drum Cover with Tie Downs
80202	Elbow Union
5874/5875	Air Coupler/Nipple
275415	Lifting Eye
50:1 — 3" 400-lb. Models	
V350400000	Bare Pump
V350400DC	Stationary Package
V350400000	Bare Pump
K050400DC	400-lb. Drum Cover Kit
85827	Drum Cover
10198	(2) Hose Connectors
80202	Elbow Union
75060	1/4" x 5' Grease Hose
273299	3/8" x 5' Air Hose
5874/5875	Air Coupler/Nipple
V350400HF (not shown)	Inductor Package
V350400000	Bare Pump
275260	Hoist/Follower Kit
V350400LT	Lube Truck Package
V350400000	Bare Pump
K050400LT	400-lb. Lube Truck Kit
85829	400-lb. Drum Cover with Tie Downs
80202	Elbow Union
5874/5875	Air Coupler/Nipple
275415	Lifting Eye

50:1 3" Grease Pump Specifications

Pumping Ratio	50:1
Air Pressure	40 - 150 psi (2.7 - 10.3 bar)
Max. Output Pressure	7500 psi (517 bar)
Air Inlet	3/8 NPTF
Material Outlet	1/4 NPTF
Airmotor Bore Dia.	3 in. (76.2 mm)
Stroke	3-1/4 in. (82.5 mm)
Output Per Cycle	0.78 cu. in. (12.8 cc)
Wetted Parts	Carbon Steel, Brass, Zinc, Polyurethane, Nitrile
Free Flow	168 in ³ /min. (2753 cc/min)
Overall Length (35 Lb.)	27-7/8" (708 mm)
Overall Length (120 Lb.)	36-3/8" (924 mm)
Overall Length (400 Lb.)	42-7/8" (1089 mm)

Decibels less than 85 at all normal operating conditions

4.25" PMV Grease Pumps–Stationary



MODEL NO.	DESCRIPTION
50:1 — 4.25" 120-lb. Models	
V4501200000 (not shown)	Bare Pump
V450120DC	Stationary Package
V450120000	Bare Pump
K050120DC	120-lb. Stationary Kit
85826	Drum Cover
10198	(2) Hose Connectors
80202	Elbow Union
75060	1/4" x 5' Grease Hose
273299	3/8" x 5' Air Hose
84780	Follower
5874/5875	Air Coupler/Nipple
V350120LT	120-lb. Drum Cover with Tie Downs
V450120000	Elbow Union
K050120LT	Air Coupler/Nipple
84829	Lifting Eye
80202	Elbow Union
5874/5875	Air Coupler/Nipple
275416	Lifting Eye
50:1 — 4.25" 400-lb. Models	
V4504000000	Bare Pump
V450400DC	Stationary Package
V450400000	Bare Pump
K050400DC	400-lb. Drum Cover Kit
85827	Drum Cover
10198	(2) Hose Connectors
80202	Elbow Union
75060	1/4" x 5' Grease Hose
273299	3/8" x 5' Air Hose
5874/5875	Air Coupler/Nipple
V450400HF	Inductor Package
V450400000	Bare Pump
275260	Hoist/Follower Kit
V450400HR	Inductor/Runaway Package
V450400000	Bare Pump
85840	Runaway Control
275260	Hoist/Follower Kit
V450400LT	Lube Truck Package
V450400000	Bare Pump
K050400LT	400-lb. Lube Truck Kit
83115	400-lb. Drum Cover with Tie Rods
80202	Elbow Union
5874/5875	Air Coupler/Nipple
275416	Lifting Eye

50:1 4.25" Grease Pump Specifications

Pumping Ratio	50:1
Air Pressure	40-150 psi (2.7-10.3 bar)
Max. Output Pressure	7500 psi (517 bar)
Air Inlet	3/8 NPTF
Material Outlet	1/4 NPTF
Airmotor Bore Dia.	4-1/4 in. (108 mm)
Stroke	3-1/4 in. (82.5 mm)
Output Per Cycle	1.47 cu. in. (24.1 cc)
Wetted Parts Polyurethane, Nitrile	Carbon Steel, Brass, Zinc,
Free Flow	220 in ³ /min (3605 cc/min)
Overall Length (120 Lb.)	36-7/16" (926 mm)
Overall Length (400 Lb.)	42-15/16" (1091 mm)

Decibels less than 85 at all normal operating conditions

High-Pressure, Stationary Grease Pumps

50:1 • Double Acting • Air-Operated

Shop/Plant/Lube Truck Applications*

Model 918 120 lb. Drum

Equipped with 82050 bare pump assembly, 46007 drum cover, 815 air coupler, 11659 air nipple, 72036 3' air connecting hose, 75060 5' high-pressure grease connecting hose, 84780 deluxe follower plate, 80202 volume elbow union. Height with drum is 39-3/8". Drum not included.



Model 83447 Pump Elevator Assembly

Pump elevator assembly lifts pump assembly clear of drum for easy, one person drum changes. Also helps prevent introduction of foreign material into grease during drum changes. Height with drum is 39-3/8", 67-1/4" with elevator raised. Drum not included.

Model 926 400 lb. Drum

Equipped with 82054 bare pump assembly, 81523 drum cover, 815 air coupler, 11659 air nipple, 72036 3' air connecting hose, 75060 5' high-pressure grease connecting hose and 80202 volume elbow union. Height with drum is 46". Drum not included.

83447




Model 926-1 400 lb. Drum

Same as 926 except without 81523 drum cover.

Shop/Garage Applications

Model 1418 120 lb. Drum

Equipped with 84667 bare pump assembly, 46007 drum cover, 815 air coupler, 11659 air nipple, 72036 3' air connecting hose, 75060 5' high-pressure grease connecting hose, 84780 deluxe follower plate and 80202 volume elbow union. Height with 120 lb. drum is 41-3/8". Drum not included.



Model 1426 400 lb. Drum

Equipped with 84668 bare pump assembly, 81523 drum cover, 815 air coupler, 11659 air nipple, 72036 3' air connecting hose, 75060 5' high-pressure grease connecting hose and 80202 volume elbow union. Height with 400 lb. drum is 48". Drum not included.


NOTE: Deluxe follower plate 83366 is recommended for use when pumping extra-heavy lubricants and must be ordered separately for this model. See page 24.

Model 1426-1 400 lb. Drum

Same as 1426 except without 81523 drum cover.

Model 2740 400 lb. Inductor

Equipped with 84668 bare pump assembly, 274681 primer assembly with follower, air powered hoist, 815 air coupler, 11659 nipple, 274728 7' air hose, 75084 7' grease hose, 602003 air regulator for hoist, and 274843 air gauge. Raised height is 97".



Grease Pumps

Model	Description	Bare Pump	Free Delivery (per min.)	Ratio	Drum Size	Air Inlet NPT	Material Outlet NPT
918	Shop/garage	82050	80 cu. in.	50:1	120 lb	1/4" (f)	1/4" (f)
926	Shop/garage	82054	80 cu. in.	50:1	400 lb.	1/4" (f)	1/4" (f)
1418	High-volume shop	84667	90 cu. in.	50:1	120 lb.	1/4" (f)	1/4" (f)
1426	High-volume shop	84668	90 cu. in.	50:1	400 lb.	1/4" (f)	1/4" (f)
2740	Pump with inductor	84668	90 cu. in.	50:1	400 lb.	1/4" (f)	1/4" (f)

High-Pressure Grease Pump Accessories



46007

Drum Covers

Model 46007

Drum cover for 120 lb. or 16-gallon open-top refinery containers for all series 20, 25 and 40 pumps.



81523

Model 81523

Drum cover for 400 lb. or 55-gallon open-top refinery containers for all series 20, 25 and 40 pumps.



84775

Follower Plates

Recommended when pumping lubricants that will not seek their own level.

Model 84775

Deluxe universal follower for use with 25-50 lb. containers for 1", 1-1/4", 1-1/2" diameter pump tubes. All rubber unit ensures complete grease dispensing to the bottom of dented or plastic lined drums; wipes pail or drum clean. Metal cap holds insert firmly in place, ensuring seal and maintaining vacuum.



83366

Model 84780

Same as 84775 except for use with 120 lb. containers for 1", 1-1/4", 2-1/8" diameter pump tubes. Used with Series 20 and 40 air-operated grease pumps.

Model 83366

Deluxe pressed steel follower plate for 400 lb. drums includes a seal in the hub to prevent channeling of grease past the pump tube.



84191

Drum Dollies

Model 84191 25-50 lb. Band Dolly

Band-type dolly for any original 25-50 lb. refinery containers; caster 66060.



84377

Model 84192 120 lb. Band Dolly

Band-type dolly for use with 120 lb. refinery containers; caster 66060.



84941

Model 84377 Drum Dolly

Use with any 400 lb. drum. ID 23-1/4", height 5-1/4", hard rubber wheels: 1" wide, 2-1/2" dia.



80895

Model 674 Hand Truck

All steel, rugged construction with 6" dia. wheels. Finished in Lincoln red. 41" high x 15" wide. For use with an 120 lb. or 16-gallon drum.



66060

Model 80895 Roll-A-Round Base

Use with 120 lb. refinery containers. Four ball-bearing swivel casters and screw clamps.



674

Accessories

Model 66060 2-1/2" Caster for Roll-A-Round Base Units


Standard equipment on Lincoln drum and band dollies.



80202

Model 84941

Eye bolt kit for all series 20, 25 and 40 pumps, makes drum changing easy. Two part kit screws directly onto pump for lifting with pump elevator.



84942

Model 84942 Flange Mount Kit

For mounting Series 24 and 40 oil pumps to custom made tanks/lube trucks.

Model 80202 Volume Elbow

For use in stationary installations with high-pressure Lubriguns. 1/4" NPT(m) inlet; 1/4" NPT(f) outlet.

High-Pressure Grease Pump Accessories



PowerMaster Pump Features

- Gives years of dependable trouble-free operation.
- Costs much less to operate—costs much less to maintain.
- High-volume output—air motor has extra-long stroke for powerful, uniform delivery on both up and down strokes.
- Shovel-type pump tube used to add mechanical priming to normal suction when needed.
- Sturdy construction—plunger and bushing of hardened steel for longer life, greater wear resistance.
- Plunger, bushing and air valve mating parts are micro-lapped to close tolerances. Prevents by-passing of lubricant and bleeding of air. Eliminates need to replace washers and packings.
- Simplified maintenance. Modular design of pump tube allows for easy disassembly. Air motor piston and cylinder...no oiling required, minimum friction, no leather cups.

Accessories

Drum Covers

Model 81538

Standard 16-gallon drum cover for mounting PowerMaster II and III drum pumps to full open drums.



81538



81412



83369

Follower Plates

Recommended when pumping lubricants that will not seek their own level.

Model 83369

For 400 lb. drums. Diameter 21-5/8".

Model 84780

For 120 lb. drums.

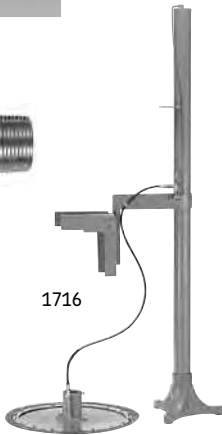
Air Motor Muffler

Model 66764

For use on pump stations that incorporate the PowerMaster II air motor. 3/4" NPT(m). Two required per air motor.



66764



1716

Model 1716 Pump Hoist

For use with all PowerMaster II Series 1900 pumps. Air-operated single post pump hoist for 55-gallon drums performs several functions in applications of low- to medium-viscosity materials. Facilitates drum changeovers. Includes follower and wiper which uses normal suction to help maintain pump prime.

Specifications

Model	Height		Operating Air Pressure psi / bar	Beam		Lift Capacity
	Lowered	Raised		Length	Rotation	
1716	73" / 1.9m	110-1/2" / 2.8m	40-200 / 3-14	19" / .5m	360°	400 lbs / 182kg

Series 1900 PowerMaster High-Pressure Grease Pumps

Model	Ratio	Pump Tube Type	Air Motor	Diameter in. / mm	Pump Tube	Material Outlet	Output per cycle cu. in / cc	Approx. Cycles per gal / liter
1903	40:1	55-gal	82730	4-1/4 / 108	82792	3/4" NPTF	2.8 / 46	83 / 22
1904	75:1	55-gal	82730	4-1/4 / 108	82793	3/4" NPTF	1.6 / 26	144 / 39
1908	75:1	16-gal	82730	4-1/4 / 108	82883	3/4" NPTF	1.6 / 26	144 / 39
1910	50:1	55-gal	82730	4-1/4 / 108	83271	3/4" NPTF	2.3 / 38	101 / 26

Model	Gallons / Liters per Minute			Min. ID Air Supply Hose in. / mm	Air Consumption Per Cycle			
	30 CPM	50 CPM	70 CPM		SCFM@70 psi	M ³ /min.@5 bar	SCFM@100 psi	M ³ / min.@7 bar
1903	.4 / 1.4	.6 / 2.3	.8 / 3.2	1/2" / 12	.5	.014	.62	.017
1904	.2 / .8	.3 / 1.3	.5 / 1.8	1/2" / 12	.5	.014	.62	.017
1908	.2 / .8	.3 / 1.3	.5 / 1.8	1/2" / 12	.5	.014	.62	.017
1910	.3 / 1.1	.5 / 1.9	.7 / 2.6	1/2" / 12	.5	.014	.62	.017

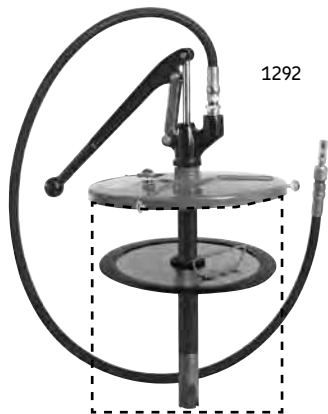
*All PowerMaster pumps include 3/4" NPTF(m) x 1/2" NPTF(f) bushing in the material outlet.

Full range of Series II and Series III PowerMaster pumps available. See your Lincoln representative.

High-Pressure Portable/Manual Pumps

Manual Bucket Pumps

These quality-built Lincoln bucket pumps dispense high-pressure lubrication in any weather—even at 0°F. Select from pump units developing 2500 to 5000 psi for normal lubrication service or lubrication of trac-roll bearings.



Model 1292 Grease Pump

Unit clamps on any 25-50 lb. refinery container in 60 seconds. Includes 275184 flexible follower. Dimensions: 21-1/2"h. x 12-1/4"w. Tube size 1-1/4".

Model 1272

Large 30 lb. lubricant capacity with easy pumping action, develops a 3500 lb. maximum pressure to lubricate the most closely fitted bearings. Automatic pressure release prevents nozzle drippage, waste and mess. Pump and lid assembly easily removed as a single unit for filling. Order 7' hose and coupler assembly (81768) separately. Dimensions: 28"h x 14"w x 9"dia.

Model 1275

All purpose pump dispenses both lubricants and greases. Especially useful for lubrication of trac-roller bearings. Handle slot pin switches for high pressure 5000 psi or high volume, low pressure 2000 psi delivery. 40 lb. capacity steel container filled through pivot cover opening in lid. May also be used for fast, clean refilling of transmissions, differentials, gear cases and final drives. Order 5' hose (79060) and coupler (80933) separately. Dimensions: 23-1/2"h x 11-3/8"w x 14-5/8" long.



1275 shown with optional hose and coupler assembly



Delivery Hose Assemblies for Bucket Pumps

2250 psi maximum operating pressure

Model	Length	Swivel	Coupler Extension
FOR CONTACTING HYDRAULIC FITTINGS			
81768	7'	80924	5834
FOR CONTACTING STANDARD BUTTON-HEAD FITTINGS			
81673	7'	80924	81458
FOR CONTACTING LARGE BUTTON-HEAD FITTINGS			
81168	7'	80924	80933

Manual Grease Pumps

Model	Cont. Size	Max. Pressure	Coupler Acces.	Hose	Follower	Output
FOR USE WITH ORIGINAL REFINERY CONTAINERS—SUPPLIED W/BUCKET COVER ASSEMBLY						
1292	25–50 lb.	2500 psi	5852	5 ft. 79060	275184	.303 oz./stroke ¹
SELF-CONTAINED MODELS						
1275	40 lb. bulk	5000 psi	none	none	not supplied	.37 oz./stroke high ²
1272	30 lb. bulk	3500 psi	none			.95 oz./stroke low

¹Using no. 1 multi-purpose grease at 80°F

²Using no. 1 cup grease at 70°F

WARNING

For safe and proper use, always consult instructions accompanying product. See **Safety Warning Information** for appropriate warnings.

High-Pressure Portable/Manual Pumps



1296

Filler Pumps—Portable & Stationary


- Fast (less than a minute), positive gun refilling with simple pumping action
- Filler socket assembly eliminates mess, waste and air pockets

Model 1296 Clamp-On Carry

Clamps to any original 25-50 lb. refinery container. Handles medium- and light-pressure lubricants in any weather. Includes pump, filler socket, 274790 flexible follower plate and ribbed steel drum cover. Rust resistant. Tube size 1-1/2".

Model 500L Stationary 120 lb. Drum

For use with original refinery drums with maximum head diameter of 14-9/16" and overall height of 26-5/8". Handles all high-pressure lubricants. Includes pump, filler socket and drum cover with one set of adjusting screws to accommodate variations in drum diameter. Red enamel finish; pump head and handle in black. Delivers 1 oz. per stroke.



500L

Filler pumps

Model	Container Size	Follower Plate	Filler Socket**	Dimensions
1296	25-50 lb.	274790	274712	20"h x 12-1/4"w
500L	120 lb.	none*	80133	26-5/8" h x 14-9/16" dia.

* For pumping extra heavy lubricants, order follower plate 84780 for 500L pump.

**Requires 91108 filler nipple on receiving tool.



80133

Model 80133 Filler Socket Assembly

Convert guns and pumps for fast, convenient, economical loading. For attaching to filler pumps that are not Lincoln models; 3/8" NPT(f).



91108

Model 91108 Filler Nipple

Enables any grease gun to be loaded using a Lincoln filler pump or any filler pump with a 80133 filler socket assembly.

3" PMV Oil Pumps



MODEL NO.	DESCRIPTION
5:1 — 3" MODELS	
V406000000	Bare Pump
V40600SSU	Stub/Universal Pump
V406000000	Bare Pump
K40600SSU	Stub/Universal Kit
85824	Bung Bushing
5874/5875	Air Coupler/Nipple
72024A	3/8" x 2' Air Hose
73024	1/2" x 2' Fluid Hose
241584	90° Swivel
V305055BB	55-Gallon Pump
V305000000	Bare Pump
K000055BB	Stub/Universal Kit
85824	Bung Bushing
5874/5875	Air Coupler/Nipple
273299	3/8" x 5' Air Hose
73060	1/2" x 5' Fluid Hose
85807	Down Tube
241584	90° Swivel
V305016DC	16-Gallon Pump
V305000000	Bare Pump
K000016DC	Drum Cover Kit
85826	Drum Cover
85824	Bung Bushing
5874/5875	Air Coupler/Nipple
273299	3/8" x 2' Air Hose
73060	1/2" x 5' Fluid Hose
85806	Suction Tube
V305275BB	275-Gallon Pump
V305000000	Bare Pump
K000275BB	275-Gallon Pump Mount Kit
85824	Bung Bushing
5874/5875	Air Coupler/Nipple
273299	3/8" x 5' Air Hose
73060	1/2" x 5' Fluid Hose
85949	Universal Suction Tube
V30500SWM	Wall Mount Pump
V305000000	Bare Pump
84945	Remote Suction Kit
275398	Wall Mount Kit
5874/5875	Air Coupler/Nipple
273299	3/8" x 5' Air Hose
73060	1/2" x 5' Fluid Hose
241584	90° Swivel
275413	Wall Mount Assembly
V305055LT	55-Gallon Lube Truck Pump
V305000000	Bare Pump
K000055LT	Drum Cover and Hose Kit
83115	400-lb. Drum Cover with Tie Rods
85807	85807
273299	3/8" x 5' Air Hose
73060	1/2" x 5' Fluid Hose
241584	90° Swivel
275413	Wall Mount Assembly
V410055LT	55-Gal. Lube Truck Pump with Drum Cover
V410000000	Bare Pump
K000055LT	Drum Cover and Hose Kit
83115	400-lb. Drum Cover with Tie Rods
85807	Down Tube
275415	Lifting Eye
5874/5875	Air Coupler/Nipple
273299	3/8" x 5' Air Hose

4.25" PMV Oil Pumps



MODEL NO.	DESCRIPTION
6:1 — 4.25" Models	
V406000000	Bare Pump
V40600SSU	Stub Pump
V406000000	Bare Pump
K40600SSU	6:1 Stub Kit
5874/5875	Air Coupler/Nipple
72024A	3/8" x 2' Air Hose
73024	1/2" x 2' Fluid Hose
241584	90° Swivel
V40600SWM	Wall Mount Pump
V406000000	Bare Pump
84945	Remote Suction Kit
275398	Wall Mount Kit
5874/5875	Air Coupler/Nipple
273299	3/8" x 5' Air Hose
73060	1/2" x 5' Fluid Hose
241584	90° Swivel
275413	Wall Mount Assembly
10:1 — 4.25" Models	
V410000000	10:1 Bare Pump
V41000SSU	10:1 Stub/Universal Pump
V410000000	Bare Pump
K00000SSU	Stub/Universal Kit
85824	Bung Bushing
5874/5875	Air Coupler/Nipple
72024A	3/8" x 2' Air Hose
73024	1/2" x 2' Fluid Hose
241584	90° Swivel
V410055DC	55-Gallon Pump with Drum Cover
V410000000	Bare Pump
K000055DC	55-Gallon Drum Cover Kit
85827	Drum Cover
5874/5875	Air Coupler/Nipple
273299	3/8" x 5' Air Hose
73060	1/2" x 5' Fluid Hose
85807	Suction Tube
241584	90° Swivel
V410055BB	55-Gallon Pump with Bung Bushing
V410000000	Bare Pump
K000055BB	55-Gallon Bung Mount Kit
85824	Bung Bushing
5874/5875	Air Coupler/Nipple
273299	3/8" x 5' Air Hose
85807	Down Tube
241584	90° Swivel
V41000SWM	Wall Mount Pump
V410000000	Bare Pump
84945	Remote Suction Kit
275398	Wall Mount Kit
5874/5875	Air Coupler/Nipple
273299	3/8" x 5' Air Hose
73060	1/2" x 5' Fluid Hose
241584	90° Swivel
275413	Wall Mount Assembly
V410055LT	55-Gal. Lube Truck Pump with Drum Cover
V410000000	Bare Pump
K000055LT	Drum Cover and Hose Kit
83115	400-lb. Drum Cover with Tie Rods
85807	Down Tube
275415	Lifting Eye
5874/5875	Air Coupler/Nipple
273299	3/8" x 5' Air Hose
V410055LB	55-Gal. Lube Truck Pump with Bung Bushing
V410000000	Bare Pump
K000055LB	55-Gallon Lube Truck Kit with Bung Bushing
85824	Bung Bushing
83131	Tie Rod Kit
85807	Suction Tube
5874/5875	Air Coupler/Nipple
273299	3/8" x 5' Air Hose

6:1 PUMPS FOR STUB OR WALL MOUNT ONLY. NOT FOR USE WITH BUNG BUSHINGS.

PMV Pump Specifications

5:1 3" Oil Pumps

Pumping Ratio	5:1
Air Pressure	40-150 psi (2.7-10.3 bar)
Max. Output Pressure	750 psi (51 bar)
Air Inlet	3/8 NPTF
Material Outlet	1/2 NPTF
Material Inlet	1-1/2 NPTF
Airmotor Bore Dia.	3 in. (76.2 mm)
Stroke	3-1/4 in. (82.5 mm)
Output Per Cycle	6.7 cu. in. (110 cc)
Cycles/Gal (Liter)	34.5 (9.1)
Wetted Parts Polyurethane, Nitrile	Carbon Steel, Brass, Zinc,
Free Flow	7 gpm (26.5 lpm)
Overall Length (Stub)	17-3/8" (442 mm)

Decibels less than 85 at all normal operating conditions

10:1 4.25" Oil Pumps

Pumping Ratio	10:1
Air Pressure	40-150 psi (2.7-10.3 bar)
Max. Output Pressure	1500 psi (103 bar)
Air Inlet	3/8 NPTF
Material Outlet	1/2 NPTF
Material Inlet	1-1/2 NPTF
Airmotor Bore Dia.	4-1/4 in. (108 mm)
Stroke	3-1/4 in. (82.5 mm)
Output Per Cycle	7.2 cu. in. (118 cc)
Cycles/Gal (Liter)	32.1 (8.5)
Wetted Parts Polyurethane, Nitrile	Carbon Steel, Brass, Zinc,
Free Flow	5 gpm (18.4 lpm)
Overall Length	17-7/16" (443 mm)

Decibels less than 85 at all normal operating conditions

6:1 4.25" Oil Pumps

Pumping Ratio	6:1
Air Pressure	40-150 psi (2.7 -10.3 bar)
Max. Output Pressure	900 psi (62 bar)
Air Inlet	3/8 NPTF
Material Outlet	1/2 NPTF
Material Inlet	1-1/2 NPTF
Airmotor Bore Dia.	4-1/4 in. (108 mm)
Stroke	3-1/4 in. (82.5 mm)
Output Per Cycle	11.9 cu. in. (195 cc)
Cycles/Gal (Liter)	19.4 (5.1)
Wetted Parts Polyurethane, Nitrile	Carbon Steel, Brass, Zinc,
Free Flow	7 gpm (26.5 lpm)
Overall Length	18-7/8" (480 mm)

Decibels less than 85 at all normal operating conditions

NOTE:

6:1 pumps for stub or wall mount only. Not for use with bung bushings. Use the suction kit and wall mount bracket that are packaged with the pump assembly model.

Medium-Pressure, Stationary Oil Stub Pumps

3:1–5:1 • Motor Oil, ATF, Gear Lube and Other Fluid Lubricants

Now you can build your 3:1 ratio or 5:1 ratio oil pump with a stub pump plus suction kit or you can order complete models. You make the choice.



282398

Series 25 Pumps

This 2" diameter, 25 cubic inch displacement stub pump family is based on our 3:1 ratio 282396 bare stub pump.

Model 282398

3:1 pressure ratio stub pump assembly comes complete with 282396 bare stub pump, 84935 pump cover kit, 73024 oil connecting hose, 72024 air connecting hose, 241584 90° volume union elbow, 815 air coupler, 11659 air nipple and 84538 bung bushing. Delivers a uniform six gallons of product per minute free delivery. Ideal for dispensing fluids from drums, tanks or remote standpipe mount.



84538



84934


Series 40 Pumps

This industry proven 2-1/2" diameter, 40 cubic inch displacement stub pump family is based on the Lincoln 5:1 ratio 84933 bare stub pump.

Model 84934

5:1 pressure ratio stub pump assembly comes complete with 84933 bare stub pump, 85935 pump cover kit, 73024 oil connecting hose, 72024 air connecting hose, 241584 90° volume union elbow, 815 air coupler, 11659 air nipple and 84538 bung bushing. Delivers a uniform six gallons of product per minute free delivery.

Versatile Stub Pump Mounting Options




Standpipe and wall mount assembly to remote bulk tanks

3:1 (282398) or 5:1 (84934) pump, wall mount kit (84940), low level cut-off (84946) or foot valve (85765).



Wall mount to any size drum

3:1 (282398) or 5:1 (84934) pump, wall mount kit (84940), suction kit (84945) and low level cut-off (84946) or foot valve (85765).



Above ground tank

(275-gallon tank shown) 3:1 (282398) or 5:1 (84934) pump and universal suction kit (85949).



55-gallon drum mount using bung bushing

3:1 (282398) or 5:1 (84934) pump and 55-gallon drum suction (85755).



16-gallon drum mount using drum cover

3:1 (282398) or 5:1 (84934) pump, drum cover (46007) and 16-gallon drum suction kit (85716).



55-gallon drum mount on lube truck using drum cover

3:1 (282398) or 5:1 (84934) pump, eyebolt kit (84941), drum cover/tie-down kit (83115) and 55-gallon drum suction kit (85755).

Medium-Pressure, Stationary Oil Pumps

3:1–5:1 • Motor Oil, ATF, Gear Lube and Other Fluid Lubricants

Shop/Garage/Lube Truck* Applications —16-Gallon Drums

Model 2437

Complete with pump, 73060 lubricant connecting hose, 241584 volume elbow, 72060 air connecting hose, 815 air coupler, 11659 air nipple.

Model 83447

Pump elevator assembly lifts pump assembly clear of drum for easy, one person drum changes. Helps prevent introduction of foreign material into grease during drum changes. Height with drum is 39-3/8", 67-1/4" with elevator raised. Drum not included.



55-Gallon Drums

Model 2424

Comes complete with 282133 pump, 84538 2" NPT(m) bung bushing, to fit original 55-gallon bung opening drums, 241584 volume union elbow, 815 air coupler, 11659 air nipple, 73060 lubricant connecting hose and 72060 air hose.

250-/275-Gallon Tanks

Model 284168

Comes complete with 282396 pump and 85949 universal suction tube kit, 84538 bung bushing, air and lubricant connecting hose. Pumps oil, gear lube, ATF, etc. from tanks, drums.



*For lube truck applications, contact your Lincoln distributor.

All models based on the 282396 series 25 3:1 bare oil pump which delivers 6 gpm free flow plus a suction tube.

Series 25 Oil Pumps

Model	Description	Bare Pump No.	Free Delivery	Ratio	Drum Size	Air Inlet	Material Outlet	Use/ Location
282133	Bare drum pump	282396	6 gallons	3:1	55-gallon	1/4" NPT	1/2" NPT	replacement
282396	Bare stub pump	282396	6 gallons	3:1	stub/universal	1/4" NPT	1/2" NPT	universal
2424	Stationary	282133	6 gallons	3:1	55-gallon	1/4" NPT	1/2" NPT	shop
2437	Stationary w/ suction kit 85716	282396	6 gallons	3:1	16-gallon	1/4" NPT	1/2" NPT	shop
282398	Stub pump assemb.	282396	6 gallons	3:1	stub/universal	1/4" NPT	1/2" NPT	universal
284168	Stationary tank	282396	6 gallons	3:1	250-/275-gallon	1/4" NPT	1/2" NPT	shop

All models based on the 84933 Series 40 5:1 bare oil pump which delivers 6 gpm free flow plus a suction tube.

Series 40 Oil Pumps

Model	Description	Bare Pump No.	Free Delivery	Ratio	Drum Size	Air Inlet	Material Outlet	Use/ Location
84933	bare stub pump	84933	6 gallons	5:1	stub/universal	1/4" NPT	1/2" NPT	universal
285133	bare pump w/ tube	84933	6 gallons	5:1	55-gallon	1/4" NPT	1/2" NPT	replacement
2524	stationary 55 gal.	84933	6 gallons	5:1	55-gallon	1/4" NPT	1/2" NPT	shop
2537	stationary 16 gal. w/ suction kit 85716	84933	6 gallons	5:1	16-gallon	1/4" NPT	1/2" NPT	shop
84934	stub pump assembly	84933	6 gallons	5:1	stub/universal	1/4" NPT	1/2" NPT	universal
285168	stationary tank	84933	6 gallons	5:1	250- or 275-gal.	1/4" NPT	1/2" NPT	shop

Medium-Pressure Pump Accessories


Series 25 & 40

Bung Bushing / Low Level Cut-Off / Foot Valves



Model	Description	Threaded Connection	Notes
84538	Pump bung bushing	2" (m)	Mounts series 25 or 40 pump to 2" oil drum opening
85824	Bung bushing	2" NPTF (m)	Mounts PMV pumps to 55 gal. drum or custom-built tanks
82439	Low-level cutoff	1-1/2" NPT(m)	Used with "new oil" oil pumps
84946	Low-level cutoff	1" NPT(m)	Used with "new oil" oil pumps
85765	Foot valve	1" NPT(f)	Used with "new oil" oil pumps

Wall Mount Kit



Model	Description	Notes
84940	Wall-mount kit-Series 25 & 40	Used with 84945 Suction Kit
84942	Flange-mount kit-Series 25 & 40	Mounts pump to custom made tanks (lube trucks)

Suction Kits

Model	Description	Threaded Connection	Notes
84945	Remote suction kit	1" NPT(f)	Includes 5' oil hose, bung bushing and 1" x 32" pipe
85716	16-gal. drum suction kit	1" NPT(m)	Adapts any series 25 or 40 oil pump to 16-gallon drum
85755	55-gal. drum suction kit (steel)	1" NPT(m)	Adapts any series 25 or 40 oil pump to 55-gallon drum
85949	Universal suction kit	1" NPT(m)	Adapts any series 25 or 40 oil pump to drum or tank use

Pump Covers



Model	Description	Notes
84935	Pump cover	Series 20 pumps
85935	Pump cover	Series 25 & 40 pumps

Hose



Model	Description	Threaded Connection	Notes
72036	3' low-pressure connecting	1/4" NPT(m)	Max working pressure: 250 psi
72060	5' low-pressure connecting	1/4" NPT(m)	Max working pressure: 250 psi
73036	3' medium-pressure connecting	1/2" NPT(m)	Max working pressure: 1000 psi
73060	5' medium-pressure connecting	1/2" NPT(m)	Max working pressure: 1000 psi

Eye Bolt Kit


Model 84941

Eye bolt kit for all series 20, 25 and 40 pumps, makes drum changing easy. Two part kit screws directly onto pump for lifting with pump elevator.

Thermal Pressure Relief Valve


Model 282876

Protect lube system components from high-pressure spikes caused by temperature change in a closed fluid network.



Model	Application	Pre-Set Relief Pressure	Port Size
282876	Diaphragm Pumps, 3:1, 5:1	1000 psi (68 bar)	1/2" NPT
282902		150 psi (10 bar)	
275197		500 psi (34 bar)	
282597		1500 psi (105 bar)	

Medium-Pressure, Stationary, HD PowerMaster® II Pumps



Motor Oil, ATF, Gear Lube and Other Solutions

PowerMaster Pump Features

- Gives years of dependable trouble-free operation.
- Costs much less to operate—costs much less to maintain.
- High-volume output—air motor has extra-long stroke for powerful, uniform delivery on both up and down strokes.
- Pump outlet body of all-steel construction designed to withstand pulsation and extreme pressure. All wearing parts are tough, heat-treated steel.
- Trouble-free, positive performance. Air motor operation has no springs to wear out, rust or lose tension. Air valve is stall-proof, leak-proof and pre-lubricated. Double-acting mechanisms ensure dependable low-surge operation with minimum air consumption.
- Simplified maintenance. Modular design of pump tube allows for easy disassembly. Air motor piston and cylinder...no oiling required, minimum friction, no leather cups.

Model 84826 Universal Wall Mounting Bracket

For PowerMaster II or III air motor assemblies.

Air Motor Muffler

Model 66764

For use on pump stations that incorporate the PowerMaster II air motor. 3/4" NPT(m). Two required per air motor.

Ball Type Medium-Pressure Pumps

Model	Ratio	Pump Tube Type	Air Motor	Diameter in. / mm	Pump Tube	Material Outlet**	Output per cycle cu. in / cc	Approx. Cycles per gal / liter
1901	12:1	55-gal	82730	4-1/4" / 108	82790	3/4" NPTF	9 / 148	26 / 7
1952	6:1	55-gal	82895	3" / 76	82790	3/4" NPTF	9 / 148	26 / 7

Medium-Pressure Stub Pumps

Model	Ratio	Pump Tube Type	Air Motor	Diameter in. / mm	Pump Tube	Material Outlet**	Output per cycle cu. in / cc	Approx. Cycles per gal / liter
1914	12:1	stub	82730	4-1/4" / 108	84335	3/4" NPTF	9 / 148	26 / 7

* Not to be used with meters. ** All PowerMaster pumps include 3/4" NPTF(m) x 1/2" NPTF(f) bushing in the material outlet.

NOTE: Model number with "-1" indicates model including bung bushing (ex., 1935-1).

Model number with "-2" indicates model including drum cover (ex., 1935-2).

Full range of Series II and Series III PowerMaster pumps available. See your Lincoln representative.




Model 83132 Bung Bushing

Screws in bung opening of 400 lb. drums and custom-built tanks to secure any PM II & III pumps. Plated to resist rust. Threaded 2" NPT(m).



Model 84945 Suction Kit

For transfer of product from drums, bulk tanks or reservoirs. Includes bung bushing suction tube, hose and coupling assembly.



Model 82439 Low-Level Cutoff

Automatically shuts off flow of oil; keeps supply lines primed. Recommended when dispensing oil through metering devices to conform with standards of the National Conference of Weights and Measures. Assembles to 1-1/2" NPT standpipe which assembles to pump.



Model 84946 Low-Level Cutoff

Same as 82439, except 1" NPT.

Thermal Pressure Relief Valve Model 282876

Protect lube system components from high-pressure spikes caused by temperature change in a closed fluid network.

Model	Application	Pre-Set Relief Pressure	Port Size
282876	Diaphragm Pumps, 3:1, 5:1	1000 psi (68 bar)	1/2" NPT

Medium-Pressure, Portable/Manual Fluid Pumps

Medium-Pressure • Gear Lube and ATF

Air-Operated Mobile Gear Lube Dispensers

Fast, clean refilling using efficient Lincoln air-operated pumps.

- 3:1 (2435) and 5:1 (2535) pump ratios delivers gear oil with minimum consumption.
- Air expeller built into pump tube prevents air from registering through meter.
- Large replaceable swivel casters provide ease of maneuverability (mobile models).
- Baked on enamel finish retards rust and corrosion.
- Includes air coupler 815 and 780 shut-off valves. Drum not included.



2535

Manual Gear Lube Dispensers

These quality manually operated pumps provide fast, clean refilling of differentials, gear cases and final drives.

- Cast iron pump outlet body and handle (except 1293) provide durability and longevity.
- Metered models have air expeller built into pump tube (prevents air from registering on meter).
- Large replaceable swivel casters provide ease of maneuverability (mobile models).
- Baked enamel finish helps prevent rust and corrosion.
- Self-contained units and sealed models prevent contamination or spillage of product being dispensed.
- Smooth, easy pumping action (no crank or gears) dispenses all types of gear lubricants, even in the coldest weather.



535

ATF Dispensers

Provides fast, clean refilling of all types of transmissions. Ideal for passenger vehicles, light trucks and vans.

- Cast iron pump outlet body and handle provide durability and longevity.
- Air expeller built into pump tube prevents air from registering through meter.
- Large replaceable swivel casters provide ease of maneuverability (mobile models).
- Baked-on enamel finish retards rust and corrosion.
- Smooth, easy pumping action for positive fluid dispensing, even in the coldest weather.

WARNING

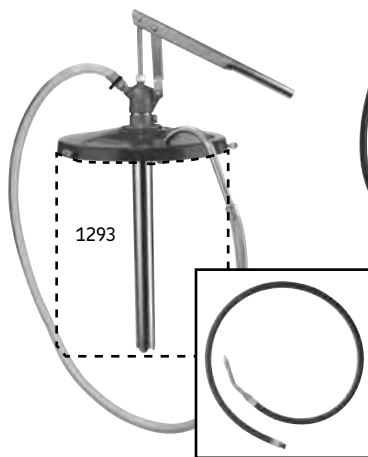
For safe and proper use of pumps, always consult instructions accompanying product. See Safety Warning Information for appropriate warnings.



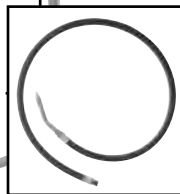
1253



527



1293



82757

Note:
Specifications
on page 37.



1254



MV6410

Medium-Pressure, Portable/Manual Fluid Pumps

Air-Operated Mobile Gear Lube Dispensers

Model	Container	Meters	Style	Base	Hose Length	Pump Tube	Nozzle	Output
2435	120 lb.	870 (pint)	Drum cover	80895 roll-a-round	5 ft. (73060)	25-3/4"	780	6 gpm
2535	120 lb.	870 (pint)	Drum cover	80895 roll-a-round	5 ft. (73060)	25-3/4"	780	6 gpm
2435LN	120 lb.	2873 (liter)	Drum cover	80895 roll-a-round	5 ft. (73060)	25-3/4"	780	6 gpm

Manual Gear Lube Dispensers

535	120 lb.	(pints)	15" ID drum cover	80895 roll-a-round	5 ft. (74560)	25-3/4"	80599	*
535LN	120 lb.	2873 (liters)	15" ID drum cover	80895 roll-a-round	5 ft. (74560)	25-3/4"	80599	*
535-58	120 lb.	(pints)	15" ID drum cover	none	5 ft. (74560)	25-3/4"	80599	*
549	120 lb.	none	15" ID drum cover	80895 roll-a-round	5 ft. (74560)	25-3/4"	80599	*
549-58	120 lb.	none	15" ID drum cover	none	5 ft. (74560)	25-3/4"	80599	*
1253	30 lb. bulk	(pints)	self cont. handle	Int. 9"dia / 13-3/4"w	5 ft. (74560)	17" below rim	80599	*
1253LN	30 lb. bulk	2873 (liters)	self cont. handle	Int. 9"dia / 13-3/4"w	5 ft. (74560)	17" below rim	80599	*
1254	30 lb. bulk	none	self cont. handle	Int. 9"dia / 13-3/4"w	5 ft. (74560)	13" below rim	80599	*
1293	30 lb. bulk	none	12" ID clamp-on carry	none	5 ft. (74560)	13" below rim	80999	**

Model 82757 Hose/Nozzle Kit

Hose and nozzle upgrade kit for model 1293. Includes 80999 nozzle assembly and 5' 74560 hose. Order separately.

ATF Dispensers

527	120 lb.	none	15" ID drum cover	80895 roll-a-round	7 ft. (91265)	25-3/4" below rim	93547	***
527A	120 lb.	(quarts)	15" ID drum cover	80895 roll-a-round	7 ft. (91265)	25-3/4" below rim	93547	***

* 1 pt. per 7 strokes using SAE 90 Gear Lubricator at 70°F

** 1 oz. per stroke using SAE 90 at 70°F

*** 8 strokes per quart

ATF Refill System

Model MV6410

- 1-gallon (5-liter) capacity reservoir
- Integrated manual pressure pump
- Conveniently located ON/OFF switch
- Quick-change accessory coupler with auto-shutoff valve
- Custom-molded adapter storage case

Drum Transporters

Model 674 Hand Truck

All steel, rugged construction with 6" dia. wheels. Finished in Lincoln red. 41" high x 15" wide. For use with an 120 lb. or 16-gallon drum.

Model 80895 Roll-A-Round Base

Use with 120 lb. refinery containers. Four ball bearing swivel casters and screw clamps.

Drum Dollies

Model 84191 25-50 lb. Band Dolly

Band-type dolly for any original 25-50 lb. refinery containers.

Model 84192 120 lb. Band Dolly

Band-type dolly for use with 120 lb. refinery containers.

Model 84377 Drum Dolly

Use with any 400 lb. drum. ID 23-1/4", height 5-1/4", hard rubber wheels: 1" wide, 2-1/2" dia.



Bulk Oil Systems

Bulk Oil Systems

3:1 and 5:1 Ratio Pump Packages

Lincoln pump 3:1 and 5:1 ratio packages include 600003 regulator, 600401 gauge, 815 coupler and 11659 nipple. Control valve, inline meter or handheld metering control valve must be ordered separately (except model 4283).



4283

Model 4283 5:1 with 50' Reel & Meter

Deluxe assembly including 84934 5:1 ratio pump with bung bushing, universal suction tube with foot valve to fit any size container up to 275 gallons. Includes 1/2" x 50' oil hose reel 94354 with 2' connecting hose. 967 electronic meter totalizes in liters and gallons with quart, gallon or pint readout.

NOTE: Pipe, fittings and hardware for installation of overhead reel assembly supplied by others.

Reel • Pump • Meter Packages

Lincoln puts all the components you specify in one easy-to-order package.

RPM Packages

Model	Pump Kit/ Ratio	Reel/30'	Electronic Meter	Air Regulator	Air Gauge
RPM7	282398/3:1	94334	980 manual universal	600003	600401
RPM8	282398/3:1	94334	982 automatic universal	600003	600401
RPM10	84934/5:1	94334	982 automatic universal	600003	600401

NOTE: Always consult fluid/solution manufacturer specifications AND local fire code(s) before installing any pump into service. Most modern automotive fluid/solutions include some type of "additive package" which may not be compatible with the typical applications listed below. Some fluids or solutions are considered flammable and/or combustible in which case the dispensing pump should be properly grounded. (Order air coupler and 4283 air nipple separately)

Model 4493 Value Series Pump, Reel and Meter Package

- Configured for above-ground tank installations.
- For use with natural and synthetic oils, automatic transmission fluid, gear oil, antifreeze or hydraulic oil throughout the shop.
- Fast, reliable dispensing with the 4491/six GPM free delivery pump.
- Easy handling, dependable service with the 94000 Series hose reel's heavy-gauge steel base, brass bushings and extra-wide hose guide.
- Accurate and easy dispensing with the 980 electronic oval gear meter with flexible extension.
- Package includes 4491/3.5:1 pump, 94334 reel with 30' x 1/2" hose, ball stop, 980 electronic meter (measures in quarts), air line regulator and gauge, air coupler and nipple, 2' fluid connecting hose from pump to reel and adapter union.



4493 System for mounting pump and reel on tank

Value Series 1:1 & 3.5:1 Transfer and Dispensing Pumps



Features and Benefits—Designed for Value

- Proven horizontal, valved-piston motor design for simplicity and reliability
- Provides quick dispense, fill or transfer with high-volume output
- Built-in muffler for quiet operation
- Cost-effective solution for oil distributors who need to supply pumps for customers who purchase bulk oil in tanks or drums
- Available as stub pump, 16-/55-gallon pump or 250- to 275-gallon tank pump
- Motor's single-stroke action delivers cost effective, high performance and high flow
- Provides quick dispense and fill of ATF, oil, gear lube and other fluid lubricants with the speed of many higher-priced pumps
- Ideal for use with one or two overhead reels in applications such as medium-to-light vehicle service facilities, car dealerships, small contractors, farmers and agriculture equipment dealers



4475



4480

Specifications

Pump Ratio	Output/Stroke	Delivery Output	Pneumatic Inlet Pressure Max.	Pneumatic Inlet Pressure Min.	Operating Temp. Range	Weight (Empty)	Pneum. Port Inlet	Material Port Outlet	Rec'd. Fluids
3.5:1	5.6 in ³ 91 cm ³	6 GPM	120 psig 8.3 bar	20 psig 1.4 bar	30°F - 120°F -1°C - 49°C	14 lbs.	1/4-18 NPTF	1/2 NPTF	Motor oils, transmission fluid, petroleum-based fluids

Pump Models

Model No.	Application	Mounting	Down Tube Length
4490	16-55 gallon	2" NPT male bung adapter	36.5"
4491	250-275-gallon oval tank	2" NPT male bung adapter	47.0"
4492	Stub	1.5" NPT male	N/A

Model 4475 Series Pump

The Model 4475 pump is a reciprocating-piston, low-pressure single action pump. Air powers the pump's piston on the dispensing, or working, stroke. An internal spring returns the piston and resets it for the working stroke. It pumps continuously when the dispensing (fluid outlet) valve is open and 20-120 psig air is supplied to the pump.

Specifications

Model No.	Description	Material Outlet	Operation	Pump Tube Length	Attachment	Effective Pump Ratio	Inlet Air Pressure	Output/Stroke	Free Delivery
* 4475	Bare Pump	1/2" NPTF	Pneum. pressure delivery stroke, spring return stroke	34" (86 cm)	2" Bung, adj. for 55- & 16-gal. drums, bench & portable tank	Approx. 0.7:1 to 0.8:1 depending on inlet air pressure	Max: 120 psi (8.3 bar) Min: 20 psig (1.4 bar)	2.9 in ³ (48 cm ³)	Up to 4 gpm (15 lpm)
* 4480	Spigot Pump	Spigot extension with on/off valve							

* Bung bushing 261102, 261103, 261104



602003

Recommended Accessories

Air Line controls are a must for safe and effective pump operation.

Model	Description
815	1/4" (f) Air Coupler
11659	1/4" (m) Air Nipple
602003	1/4" Miniature Air Regulator
247843	Air Line Pressure Gauge
10462	1/4" Pipe Nipple for Regulator attachment

Stationary, Manual Transfer Pumps

1:1 Piston Transfer Pumps

Model	Pump Description	Pump Body	Wetted or Soft Parts	Pump Inlet/Outlet NPT	Max. Free Delivery GPM	Air Inlet NPT(F)	Max. Rec. Inlet Air Pressure	Max. Susp. Solids Dia.	Typical Automotive Use
84829	stub	alum/steel/plastic	Buna-N	1" / 3/4"	14 gpm	1/4"	150 psi	NA	Universal/new oil transfer
82230	55-gal. drum	alum/steel	Buna-N	3/4" – 1 1/2" A.N.	20 gpm	1/8"	150 psi	NA	55-gal. drum/new oil transfer



82230



84829

Model 84829 Universal

Stub pump design provides the versatility to transfer and dispense controlled amounts of lubricant using an oil spigot, control valve or meter. Adaptable for 16- or 55-gal. containers as well as bulk tank or standpipe installations. Delivers 12.5 cu. in. per cycle. Includes suction tube, bung bushing, air coupler and air nipple. Includes 241937 extension tube.

Model 82230

Transfer pump quickly transfers fluids directly from 55-gallon drums. 2" bung bushing adjusts to varied drum lengths. Designed to stall against lubricant pressure. Empties a 55-gallon drum in less than three minutes and has adjustable air flow lever.

Model 1326 Diaphragm Action

Neoprene seals resist wear from abrasive fluids. Double acting diaphragm delivers one full gallon per eight strokes. 8' hose with discharge nozzle.

Transfer Pump

Model	Drum Size	Bung Bushing	Output
1326	16- to 55-gal. w/2" bung opening	2" NPT(m)	1 pint per stroke



1326

Model 1335*

This close tolerance pump utilizes brass rings for extreme durability and expanded fluid compatibility. Telescoping pick-up tube for 16- through 55-gallon drums with standard 2" bung openings. Bung opening tool built into pump head to open sealed refinery container. Provides 8.5 fl. oz. per full stroke.

Model 1340* Lever Action Barrel Pump

Extended pump body improves top-of-barrel clearance while providing excellent flow per stroke (14.0 fl oz. minimum per stroke).


- Pumps non-corrosive automotive, agricultural and industrial fluids*
- Removable non-drip spout allows for threaded hose connection
- Telescoping pick-up tube for 16- to 55-gallon drums
- Two-tier threaded bung fits standard 2" and 1.5" drums



1335



1340



85634

*** For use with non-corrosive fluids, automotive, agricultural and industrial fluids such as motor oil, transmission fluid, gear oil, engine coolant, silicone oils, and more. (Not suitable for gasoline)**

1:1 Air-Operated Diaphragm Pump Line

Model Number	Pump Description	Pump Body	Wetted or Soft Parts	Pump Inlet/Outlet NPT	Max. Free Delivery GPM	Air Inlet NPT(F)	Max. Rec. Inlet Air Pressure	Max. Susp. Solids	Application
85632	1/2"	Aluminum	PTFE	1/2" / 1/2"	15	1/4"	100 psi	1/8"	New oil, AF
85627	1"	Aluminum	Buna-N	1" / 1"	45	1/2"	125 psi	1/4"	New/used oil, AF

U.L. Listed

85634	1" UL	Aluminum	Buna-N	1" / 1"	45	1/2"	50 psi *	1/4"	Used oil, diesel, kerosene
-------	-------	----------	--------	---------	----	------	----------	------	----------------------------

Dual Inlet

85636	1/2" UL	Aluminum	Buna-N	1/2" / 1/2"	15	1/4"	125 psi*	1/8"	Antifreeze/Water
-------	---------	----------	--------	-------------	----	------	----------	------	------------------

* 50 psi flammable liquids, 125 psi others.

Rotary Drum Pumps



Model 1384

- Durable cast iron pump head
- Internal check assures immediate restart
- Low friction design reduces operator input
- Unbeatable performance and durability
- Fluid types – Oils, diesel, kerosene, coolant, non-corrosive materials, petroleum-based fluids, hydraulic oils, ATF
- Fit 16- and 55-gallon drums with standard 2" bung bushing
- Threaded $\frac{3}{4}$ " FNPT (male) outlet
- Fully serviceable



Model 1385

- Fluid types – Oils, diesel, kerosene, coolant, non-corrosive materials, petroleum-based fluids, hydraulic oils, ATF
- 10 gallons/minute at 120 RPM low viscous, 7 gallons/minute at 80 RPM oil
- Approximately 1 gallon per 12 revolutions
- Internal check prevents drain-back and assures immediate restart
- Seal-tight telescoping pick-up tube with strainer for 16- to 55-gallon drums with 2" bung bushing

Model 1385-H (with Hose)

Same as Model 1385 except includes heavy-duty 8' x 3/4" anti-static hose with non-sparking aluminum nozzle.



Model 1387 (Fuel)

- Fluid types- Gasoline, diesel, kerosene, coolant, non-corrosive materials, medium-viscosity petroleum-based fluids, hydraulic oils, ATF
- Heavy-duty 8' x 3/4" anti-static hose with non-sparking aluminum nozzle
- Flame arrestor and anti-siphoning vacuum break
- Seal-tight telescoping pick-up tube with strainer for 16- to 55-gallon drums with 2" bung bushing
- 10 gallons/minute (38 LPM) at 110 RPM
- FM approved



Portable Oil Drains

Choose the fluid handling equipment that fits your needs.

Traditional Drain: the traditional method for handling used fluids allows gravity to drain fluids from vehicle(s) into a portable or mobile fluid drain and then gravity allowing those fluids to drain into a used fluid storage tank.

Drain & Evacuate: instead of gravity draining fluids into a storage tank, fluids are evacuated from the fluid drain into the tank with a suction pump system.



613

Standard Oil Drains

Model 613

Used with 16-gallon (120 lb.) open-top drum (66493 drum not included). Convenient float gauge shows when drum is full. Includes 17" square rolling base 80895 with 2-1/2" ball bearing caster wheels and 14" drain bowl 91197 (without lid).

Order suction pick-up tube and fluid nipple Kit 247748 for easy evacuation through drum cover using a used-oil evacuation pump. Order evacuation pump 4100 and fluid coupler 244390 separately.



3644

Model 3644

Used with 16-gallon (120 lb.) open-top drum. (66493 drum not included). Float gauge shows when drum is full. Includes 17" square rolling base 80895 with 2-1/2" caster wheels. 20" diameter drain bowl 3609 is adjustable from 42-3/4" to 70".



3605

Model 66493 120 lb. Drum

16-gallon (120 lb.) drum with 3/4" NPT(f) threaded hole near bottom/side of drum for drain valve or spigot (70526 – sold separately.)



66493

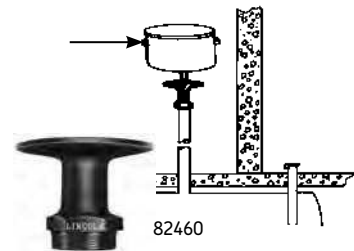
Pedestal-Style Oil Drain

Model 3605

Lightweight, easy to position and maneuver. Latch trigger automatically locks drain bowl at any height. Reversible for double life! Bowl cover lid hinged for splash guard extends to catch oil flowing from hard to reach drain plugs. Spring actuated valve in drain bowl to prevent leakage. Includes 82460 drain adapter bushing for draining bowl. Includes large 13-1/2", 4-1/2-gallon bowl assembly 83386.

Model 82460 Drain Adapter

Used with 3605 to drain bowl. When bowl is set into drain adapter bushing a pin automatically releases spring loaded valve. Adapter bushing assembles to a 2" NPT used oil tank stand pipe or screws directly into a 2" 55-gallon drum opening.



82460

Truck Oil Drain

Model 84714 20 Gallon Cart

Ideal oil drain for RV, truck, heavy equipment maintenance and repair. Low profile, large 20-gallon capacity cart. 42" T-handle for easy cart positioning. Used oil transfer by either gravity or suction evacuation. Order drain valve or suction evacuation pump and fluid couplings separately. Two stationary rear wheels and one front wheel caster with grab handle for ease of under vehicle positioning. Metal grating, two baffles and continuous side splash guards to prevent oil spillage during vehicle draining and cart movement. Maximum height is 8.65".



84714

Suction and Drain Accessories



3608

Drain Bowls

Model 3608

Large 20" bowl used on 3643 or to update an existing 3613 to a 20" drain bowl.



82786

Model 3609

Large 20" bowl used on 3644 or to update an existing 613 to a 20" drain bowl.

Model 91197

Standard 14" bowl used on 613 and 3613 used-oil drains.

Model 82786

Same as 91197 but includes lid.



83386

Model 83386

Standard 13-1/2" bowl used on 3605 used-oil drains. Large 4-1/2-gallon capacity.



3610

Funnel & Drain Adapters

Model 3610

24-1/2" diameter. Use when larger draining area is required. 3610 molded plastic drain pan rests securely on top of used-oil drains. Can be used with pedestal or portable drain devices with 6" or larger drain.

Model 275296

Funnel assembly for use with 3614.

Model 70526 Drain Spigot

Used fluid drain valve for use with 613. 1/2" NPT(m) connection.



275296

Pressurized Fluid Recovery & Accessories

Handling / Recovery / Accessories

Drain & Pressurize: this new concept in used fluid handling employs the benefits of the drain & evacuate system without an evacuation pump—the fluid drain is pressurized to evacuate the used fluid.

Pressurized Evacuation Drains

Model 3624 26-Gallon Tank

Pressurized waste oil tank and bowl made from high-strength polyethylene—no dents or corrosion. Built-in oil filter drain, tool tray and sight gauge. Very stable and easy to maneuver. Includes pop-off valve and fixed air regulator for safety. Compatible with all lubrication fluids.

Model 3614 20-Gallon Tank

This new model simplifies the used fluid evacuation process by allowing the technician to drain, transfer and evacuate used oils with virtually no chance of spillage. Extra large 18-inch offset bowl easily catches fluid without repositioning the tank. Telescopic (44 to 72 inch range) bowl height adjustment allows for greater flexibility. Low profile design is extremely stable and easy to maneuver. Large 20-gallon (75 L) capacity averages 15-20 vehicles before tank evacuation. Special valve design allows evacuation with bowl set at any height.

Closed-Loop Pressurized Evacuation Drains

Drain & Pressurize (Closed-loop): the newest Lincoln used fluid handling concept takes the standard drain and pressurized system to a new level by eliminating used fluid spills while evacuating the mobile drain unit.



3624



3614



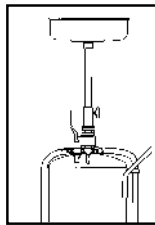
3618



3617

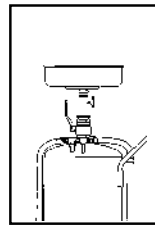


3601



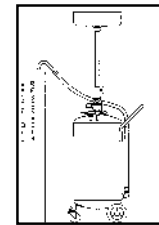
To Drain Oil

With valve fully open, (valve handle in vertical position), raise drain bowl to desired height and lock in place. Drain oil into bowl/tank assembly.



To Transport Tank

With valve fully open, (valve handle in vertical position), lower drain bowl to desired height. Always use the tank handle to transport the tank assembly.



To Evacuate Oil

Raise drain bowl and lock in place (valve handle in horizontal position) and place nozzle securely into collection reservoir. Connect air inlet nipple and discharge oil. Disconnect air supply when oil is no longer discharging into reservoir.

Non-Pressurized Evacuation Drains

Model 3618 Used Fluid Drain

Designed for use in shops with diaphragm pump or centralized evacuation systems, the drains were built to perform under heavy use. Drain has a male 3/4 inch cam and groove connector located on top of the tank to provide a quick, clean connection to a shop's used fluid evacuation system and to reduce the chance of spills. Other features include a 20-gallon (75-liter) capacity tank, heavy-duty steel construction and an extra-large 18-inch offset drain bowl with oil filter screen.

Model 3617 Used Antifreeze Drain

Same as Model 3618 except for antifreeze use only.

Model 3601 Value Series Used Oil Receiver

Designed to provide an affordable option to draining, transferring and evacuating used oil quickly and safely. All-steel design includes reinforced caster supports for durability and dependability. 18-gallon tank includes a preset air regulator that allows the use of standard shop air up to 150 psi. 14-inch telescoping bowl with a height adjustment range of 45 to 72 inches. Reinforced dispensing hose doubles as a sight gauge to prevent overfilling. Includes safety valve.



237105

Evacuation Coupler & Nipple Kit

Model 237105 Suction Hose

For use in high-volume transfer and evacuation systems, 1" NPT(m) threads x 7'.

Fluid Couplers & Nipples

Model 241408 Coupler & Model 241409 Nipple

For use in high-volume transfer applications, both models have 1" NPT(f) thread.



241408



241409

Mityvac Fluid Evacuation Equipment

Fluid Evacuators

These portable units are designed for convenient evacuation of fluids from virtually any type of reservoir or tank. With capacities ranging from 1.9 quarts (1.8 liters) up to 2.3 gallons (8.8 liters), they are perfect for draining coolants from machinery, or for use when changing fluids (oil, lubricants, hydraulic fluids, etc.) on motorized equipment.



MV7300

Model MV7300 Pneumativac

The larger capacity model MV7300 fluid evacuator holds up to 2.3 gallons (8.8 liters) of fluid. It uses standard compressed shop-air and a powerful venturi vacuum to quickly and conveniently evacuate reservoirs with no manual effort.

Capacity: 2.3 gallons (8.8 liters)

Weight: 7.5 lbs. (3.4 kg)

Size: 25.6" (650mm) tall x 13" (330mm) wide x 9.5" (240mm) deep

Model MV7400 Fluid Evacuator

The model MV7400 fluid evacuator is a manually operated unit that requires no electricity or compressed air. The unit is extremely lightweight, and features durable, chemical resistant construction, a large stable base and three evacuation tubes with adapters.

Capacity: 1.9 gallons (7.3 liters)

Weight: 5.5 lbs. (2.5 kg)

Size: 25" (725mm) tall x 7.5" (190mm) diameter



MV7400

Model MV7201 Fluid Evacuator Plus

The Fluid Evacuator Plus has a reversing valve that allows the unit to be used for evacuating or dispensing fluids. It has a large 2.3-gallon (8.8) liter reservoir, and operates without electricity or compressed air. The unit features durable, chemical resistant construction, a large stable base, and three evacuation tubes with adapters.

Capacity: 2.3 gallons (8.8 liters)

Weight: 10 lbs. (4.5 kg)

Size: 25.6" (650mm) tall x 13" (330mm) wide x 9.5" (240mm) deep



MV7201

Suction Guns

Model 615

Holds up to 18 ounces of fluid. Flexible nozzle for transmission, differential or oil filter service. Precision follower fitted to barrel for superior suction and is impervious to oil, grease and water. Finished in rust-resistant, powder coated blue paint.



615

Installed Fluid Evacuation & Disposal Systems

Don't waste valuable time waiting on gravity to empty waste oil drains. Lincoln installed systems provide the fast, profitable, safe way to get rid of waste oils and other fluids when gravity draining is not possible or practical. Quickly pump out fluids from rolling drain pans, portable oil drains, differentials and trans axles.

Basic Fluid Evacuation Pumping System

Lincoln's Basic Fluid Evacuation and Disposal System features a 1" U.L. Listed corrosion-resistant aluminum double diaphragm pump that creates a powerful suction to drain used fluids quickly, and transfers them through a completely enclosed system to any type of remote storage tank. Provides clean, safe disposal of waste fluids with no drips, no spills. Pump is air-operated and can be easily mounted on any convenient wall surface. One basic system can serve multiple bays with the addition of hardware.



4100

Model 4100

Includes rugged, heavy-duty, 1" U.L. Listed air-operated double diaphragm self-priming pump 85634, 1" x 5' fluid hose 237105, 3' air hose 72036, airline filter 600104, regulator 600004, 3/4" x 5' fluid inlet hose 68620 and other air couplings for easy outlet installation.

Note: Include (1) 241408 coupler and (1) 241409 nipple per receiver



4105

Model 4105 Portable Drain Adapter Kit

Includes 1" x 7' suction hose 237105, quick disconnect coupler 241408, nipple 241409 and mounting hardware for hookup to side port of 16-gal. drum 66493 or truck oil drain 84714.



4110

Model 4110 Differential & Transaxle Kit

Includes suction hose, fittings and two interchangeable wands for all vehicle makes and models that allow you to drain fluids through plug openings.

Model 84700 Rolling Drain Pan

Designed for pit installation, 30-gallon capacity 84700 features quarter-turn ball valve drain on front or back of unit for multiple drain hook-up 1½" NPT. Infinite-adjustable axles fits pits 36" to 49½" wide. Polyurethane wheels for smooth, quiet operation, dust cap, chain and splash guard assemblies included.



84700

Model 92572 Splash Guard Assembly

Included with 84700 drain pan. Mounts to either side to deflect oil from side draining engine oil pans.

Model 85255 Wall Mount Bracket

Wall mount bracket for 1/4" to 1/2" air-operated diaphragm pumps

Model 84817 Wall Mount Bracket

Wall mount bracket for 1/2" to 2" air-operated diaphragm pumps



84817

Used Fluid Overfill Warning Valves

Float rises with used fluid to activate "whistle" warning at prescribed level.

Model 84815 Single Wall

For single wall tanks & drums in used fluid systems and above ground tanks.

Model 84824 Double Wall

Same as 84815 except for double walled tanks and above ground tanks.

Model 84816 4-Way Valve

Four port, two position valve used in waste fluid systems. Enables one pump to pump into and out of drum or tank.



84816



84815

Lube Dispensing Stations

Model 84951 Oil Bar

Modular 3 spigot capable steel oil bar for use with dispensing motor oil, ATD and other fluids. Unit includes a removable tray for disposal of spillage and knock-outs for mounting inline digital meters.



84951
(shown with two
277564 spigots
and one 812 meter)

Model 277564 Locking Spigot

Spring-loaded oil spigot for use with oil pumps to dispense fluids into fill cans. The unit has a latching-style lever to lock the spigot open while dispensing. Recommended when used in conjunction with a Lincoln fluid inventory management system. 3/4" MPT (M) and 1/2" NPT (F).

Model 277565 Nonlocking Spigot

Spring-loaded oil spigot for use with oil pumps to dispense fluids into fill cans. 3/4" NPT (M) and 1/2" NPT (F).

Model 277566 15PM Flow Control Valve

Flow control valve that provides precision flow control in one direction and automatically allows unrestricted free flow in opposite direction. Two-step needle allows fine adjustment at low flow with first three turns of adjusting knob. Next three turns give full-open needle position and conventional throttling control. 1/2" - 14 NPTF; flow range: 15 GPM; maximum pressure: 2000 psi.



277564

Model 812 Universal Digital Inline Meter

Measures in quarts, gallons or liters. Resettable and non resettable accumulative totals. 1000 psi max, 1/2" inlet/outlet, 8 GPM max.



277566



812

Lincoln's Fluid Reel (LFR) Series

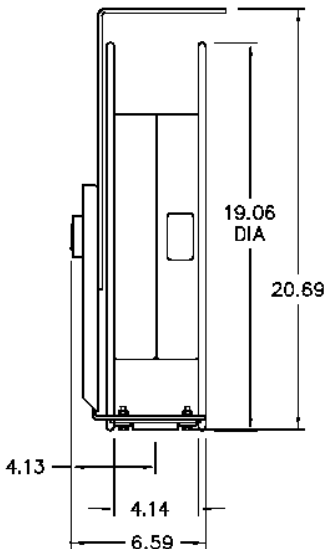
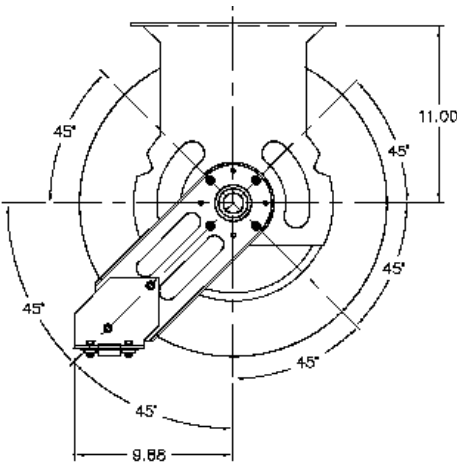


Lincoln's Fluid Reel Series (LFR) incorporates both new and proven design features and capabilities.

- Advanced design provides consistent, repetitive performance.
- Top-of-the-line features in our most popular reel.
- Engineered for durability and reliability.
- Low-, medium- and high-pressure models available.

Features

- Low-pressure, fully-ported swivel designed to be corrosion resistant when used for air and water-based solutions.
- Medium-pressure, fully-ported swivel provides unrestricted flow, dispensing higher volumes of fluid.
- High-pressure swivel includes quick-disconnect for easy hose attachment.
- Two hose clamps perfectly spaced to prevent the hose from locking in the fully extended position.
- Easily accessible—yet fully contained—power springs designed for optimum performance at various operating pressures.
- Dual needle bearings reduce the stress on the spring, providing smooth, balanced operation during both hose extension and retraction.
- Rounded edges on hose guide face enhances safety.
- Electroless nickel plated, corrosion-resistant, low-pressure axle prevents contamination of fluid and restriction of flow.
- Double ratchet teeth provide solid latch to lock hose in multiple usable positions.
- Mounting base accepts Lincoln No. 82206 mounting pattern and is slotted at both ends for easy installation.
- Powder-coat finish creates a corrosion-resistant reel that stands up to the elements.



Pressure Application	Hose Diameter	Max. Working Pressure psi (bar)
High	1/4"	5,000 (340)
	3/8" & 1/2"	4,000 (272)
Medium	1/2"	1,500 (102)
Low	1/4" & 3/8"	250 (17)
	1/2"	200 (13.6)

Assembly Models:						
	94	5	5	2	G	BK
Pressure	Hose Length	Hose Diameter	Valve	Color		
5 – High	5 – 50'	2 – 1/4"	G – 740	(blank) – Red		
3 – Medium	3 – 30'	3 – 3/8"	H – 3050	-BK – Black		
1 – Low	6 – 60'	4 – 1/2"	A – Air Coupler/Tire W – Bibbcock	-MB – Sapphire-Blue -RB – Signal Blue		

NOTE: Not all models are available outside the standard red.

Lincoln's Fluid Reel (LFR) Series

Bare Reel Specifications




Model	Application	Hose Capacity			Max. Working Pressure Bare Reel, psi	Inlet/Outlet (f)
		Rating	Type	Max. Length		
94100**	Air, A-F, Water, WW	RMA	Class A	60'	1000*	1/2" NPTF
94300**	Oil	SAE100R3	73	60'	4000*	1/2" NPTF
94500**	Grease	SAE100R2	75, 76	50'	8000*	3/8" NPTF

* Note: Actual working pressure of the reel should not exceed pressure rating of the installed hose.
60' hose should be used on installations allowing for a 10' to 12' hose hand down.

High-Pressure Reels and Assemblies Grease Reel and Hose Assemblies

Model	Description	Included with Reel Assemblies				
		Bare Reel Model	Connecting Hose	Delivery Hose	Ball Stop	Control Valve or Meter
94532	1/4" x 30'	94500	75024	75360	85515	NA
94552	1/4" x 50'	94500	75024	75600	85515	NA
94553 **	3/8" x 50'	94500	76024B	76600B	85516	NA



Grease Assemblies with Universal Swivel & Control Valve

94532G	1/4" x 30'	94500	75024	75360	85515	81387 & 740
94552G	1/4" x 50'	94500	75024	75600	85515	81387 & 740
94553H	3/8" x 50'	94500	76024B	76600B	85516	81729 & 3050

Medium-Pressure Reels and Assemblies Oil Reel and Hose Assemblies

94334 **	1/2" x 30'	94300	73024	73360	85517	NA
94354 **	1/2" x 50'	94300	73024	73600	85517	NA
94364	1/2" x 60'	94300	73024	73720	85517	NA

Low-Pressure Reels and Assemblies Air, Water, A-F, WW Reel and Hose Assemblies

94132	1/4" x 30'	94100	74024	72360	85515	NA
94133	3/8" x 30'	94100	74024	72360A	85516	NA
94152	1/4" x 50'	94100	74024	72600	85515	NA
94153 **	3/8" x 50'	94100	74024	72600A	85516	NA
94154 **	1/2" x 50'	94100	74024	74600	85517	NA
94163	3/8" x 60'	94100	74024	72720A	85516	NA
94153M *	1/2" x 50'	94100M	74024	72600A	85516	NA
94154M *	1/2" x 50'	94100M	74024	74600	85517	NA

* "M" models denote a high spring for use when using a metered control handle.

Air Assemblies with Air Coupler and Tire Chuck

94132A	1/4" x 30'	94100	74024	72360	85515	815/11659/66951
94133A	3/8" x 30'	94100	74024	72360A	85516	815/11659/66951
94152A	1/4" x 50'	94100	74024	72600	85515	815/11659/66951
94153A	3/8" x 50'	94100	74024	72600A	85516	815/11659/66951
94154A	1/2" x 50'	94100	74024	74600	85517	815/11659/66951

Water Assemblies with Water/Antifreeze Bibbcock

94132W	1/4" x 30'	94100	74024	72360	85515	846 Bibbcock
94133W	3/8" x 30'	94100	74024	72360A	85516	846 Bibbcock
94152W	1/4" x 50'	94100	74024	72600	85515	846 Bibbcock
94153W	3/8" x 50'	94100	74024	72600A	85516	846 Bibbcock
94154W	1/2" x 50'	94100	74024	74600	85517	846 Bibbcock

NOTE: ** Denotes that these models are available in black (-BK), sapphire blue (-MB) and signal blue (-RB) in addition to the standard Lincoln red. Add the paint suffix to the end of the existing part number (e.g. 94100-BK)

Dual Support Hose Reel



The 75' Dual Support Hose Reel – Exceptional Stability for Rugged, Demanding Applications

Features and Benefits

- The 75' Dual Support Hose Reel is designed based on the proven 94000DS series reels with the added feature of greater hose length
- The heavy-duty reel includes a dual arm and dual pedestal that gives the needed foundation for demanding environments
- Dual support from base to axle to roller outlet provides stability for applications with heavy vibration and impact
- Easy to install
- Assembled reels come with 75' delivery hose, ball stop and 2' inlet hose
- For use in high ceiling, fleet and municipalities, mining workshops and applications requiring shared reel banks
- Special 5-year warranty

Specifications

Model No.	Description	Hose	Application	Working Pressure	Inlet/Outlet
94100DS	Bare Reel	N/A	Air & Water	1000 psi	1/2" NPTF
94200DS	Bare Reel	N/A	Air & Water	1000 psi	1/2" NPTF
94300DS	Bare Reel	N/A	Oil	4000 psi	1/2" NPTF
94400DS	Bare Reel	N/A	Oil	4000 psi	1/2" NPTF
94500DS	Bare Reel	N/A	Grease	8000 psi	3/8" NPTF
94600DS	Bare Reel	N/A	Grease	8000 psi	3/8" NPTF
94163DS	Assembled	3/8" x 60'	Air & Water	300 psi	1/2" NPTF
94154DS	Assembled	1/2" x 50'	Air & Water	300 psi	1/2" NPTF
94273DS	Assembled	3/8" x 75'	Air & Water	300 psi	1/2" NPTF
94274DS	Assembled	1/2" x 75'	Air & Water	300 psi	1/2" NPTF
94354DS	Assembled	1/2" x 50'	Oil	2000 psi	1/2" NPTF
94474DS	Assembled	1/2" x 75'	Oil	2000 psi	1/2" NPTF
94553DS	Assembled	3/8" x 50'	Grease	4000 psi	3/8" NPTF
94673DS	Assembled	3/8" x 75'	Grease	4000 psi	3/8" NPTF

Value Series Hose Reels/Mini Workbench Reel



WARNING

Reels used with hazardous fluids or fuels, hose with static grounding wire must be used. For aircraft fuels, a separate static grounding cable must be furnished by the user. Consult federal and local codes for details.

Air Reel – Value Series

Lincoln's Value Series air hose reels are constructed of durable, heavy-gauge steel and rubber air hoses. The slotted mounting base allows for easy attachment to ceilings, walls and work benches. Features include five-position adjustable outlet roller arm, spring-powered automatic recoil, angled hose guide for smooth, parallel hose pull-out and retraction and an eight-position ratchet gearing that locks the reel at the desired hose length.

Model 83753

3/8" x 50' assembled air hose reel includes bare hose reel, 50' delivery hose and ball stop.

Model 83754

1/2" x 50' assembled air hose reel includes bare hose reel, 50' delivery hose and ball stop.

Specifications

Part No.	Assembly Description	Inlet/Outlet Connection	Max. Pressure	Maximum Air Flow
83753	50' of 3/8" air hose	1/4" NPT	300 psi	25 cfm
83754	50' of 1/2" air hose	1/2" NPT	300 psi	35 cfm

Replacement Hose

Model	Assembly Description	Inlet/Outlet Connection	Maximum Pressure:	Maximum Air Flow
275173	50' of 1/2" air hose	1/2" NPT	300 psi	35 cfm
275172	50' of 3/8" air hose	1/4" NPT	300 psi	25 cfm

Replacement Swivels

Model	Swivel
83753	275174
83754	275175

Ball Stops

Model	Description	Hose Type	Hose OD
85515	Adjustable	72	5/8"
85516	Adjustable	72A & 74	11/16" – 23/32"
85517	Adjustable	73, 74, 76A & 76B	27/32" – 31/32"
84347	Adjustable	78 & 78B	11/32"
84122	Adjustable	NA	1-3/4" – 1-7/8"
84257	Adjustable	NA	1-1/2" – 1-5/8"



85515

Mini Workbench Reel

Lincoln's smallest reel excels in the tightest places.

- Compact size allows for easy installation under workbenches or in cabinets
- Narrow 5-1/4" width and 14" spool makes this the most narrow reel in its class
- 1" quality spring provides reliable, consistent performance and retractability
- 5-year warranty
- Integrated swivel stem and shaft design means easy servicing by simply removing the swivel body
- High gloss, UV-resistant powder coat finish reduces scuffs and impact marks



81133

Specifications

Model	Pressure	Fluid	Diameter	Length
81133	Low	Air/Water	3/8"	35'
81323	Medium	Oil	3/8"	25'

Heavy-Duty Series Hose Reels

The Heavy-Duty Series reels are the finest Lincoln lube reels ever designed. Years of engineering, testing and experience preceded their introduction. The quality and reliability the professional expects from Lincoln is not only met but exceeded in form and function by the HD Series. Value, long-life and top performance were the criteria demanded before these incredible reels were released.

You should expect the best from Lincoln... the HD Series reel delivers it.

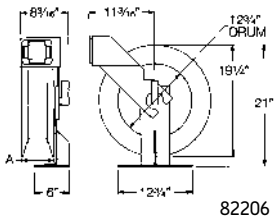


82206

Features

- All bare reels rated for high, medium and low pressure
- Reel assemblies available in standard 30', 40' and 50' hose lengths
- Dual needle roller bearings
- Ball bearing inlet swivel design
- Quick disconnects on delivery and connecting hose
- Spring canister with seals
- Thirteen position roller outlet arm
- Delrin rollers
- Quarter-inch thick steel welded base and roller outlet arm
- Reel sheaves are rolled
- Components individually powder painted for long life and scratch resistance
- All reel assemblies factory assembled and pressure tested to insure a quality leak-free installation every time
- Basic reel assemblies can be ordered with one model number; include delivery hose, ball stop and connecting hose
- Complete reel assemblies with meter, control valve or air coupler are also available as one model number
- Backed by a five-year limited warranty. See your Lincoln representative for details

Bare Reel Specifications



82206

Model	Lincoln Reel Application	Hose Capacity			Working Pressure	Sheave Width	Inlet/Outlet
		Rating	Type	Length			
82206	Heavy-duty long length	SAE100R2	75	50'	8000*	5-1/2"	1/2" NPTF
		SAE100R2	76A	50'	8000*	5-1/2"	1/2" NPTF
		SAE100R2	76B	50'	8000*	5-1/2"	1/2" NPTF
		SAE100R3	73	50'	8000*	5-1/2"	1/2" NPTF
		SAE100R1	78	50'	8000*	5-1/2"	1/2" NPTF
		RMA	Class A	50'	8000*	5-1/2"	1/2" NPTF

* Note: Actual working pressure of the reel should not exceed pressure rating of the installed hose.

High-Pressure Reels & Assemblies

Basic Grease Assemblies* Less Hose End Control

Basic Reel	Bare Reel	Delivery Hose	Hose Size	Connecting Hose	Ball Stop	Control Valve
85003-30	82206	75360	30' x 1/4"	75024	85516	NA
85004	82206	75480	40' x 1/4"	75024	85516	NA
85004-50	82206	75600	50' x 1/4"	75024	85516	NA
85006-30B	82206	76360B	30' x 3/8"	76024B	85517	NA
85004-50B	82206	76600B	50' x 3/8"	76024B	85517	NA
85008-50A	82206	76600A	50' x 1/2"	76024A	85517	NA

Medium-Pressure Reels & Assemblies

Basic Fluid Lubricant, Antifreeze & WW Fluid Assemblies* Less Hose End Control

Basic Reel	Bare Reel	Delivery Hose	Hose Size	Connecting Hose	Ball Stop	Control Valve
83463	82206	73240	20' x 1/2"	73024	85517	NA
83463-30	82206	73360	30' x 1/2"	73024	85517	NA
83464	82206	73480	40' x 1/2"	73024	85517	NA
83464-50	82206	73600	50' x 1/2"	73024	85517	NA
85009-50	82206	78600	50' x 5/8"	73024	84347	NA



83464-50

Low-Pressure Reels & Assemblies

Basic Air, Water* Less Hose End Control

Basic Reel	Bare Reel	Delivery Hose	Hose Size	Connecting Hose	Ball Stop	Control Valve
85232	82206	72360	30' x 1/4"	72024	85515	NA
85011	82206	72600	50' x 1/4"	72024	85515	NA
85002A	82206	72480A	40' x 3/8"	72024A	85516	NA
85001	82206	72600A	50' x 3/8"	72024A	85516	NA
85012	82206	—	60' x 3/8"	72024A	85516	NA
85005	82206	74480	40' x 1/2"	74024	85517	NA
85010-50	82206	74600	50' x 1/2"	74024	85517	NA

See pages 57-65 for meter, valve, or air coupler options for end of delivery hose.

High-Flow Reels/Ball Stops

Extra-Heavy-Duty Reels for Applications that Require High Product Flow and/or Longer Hose such as Service Trucks, Lube Trucks, Transit Facilities and Large Fleet Shops.



84275

Model 84275

Extra-heavy-duty dual reel sheave support base design and large hose capacity make this 1/2" (inlet/outlet) reel the ideal high-pressure reel for grease, petroleum oils, air and water.



84672

Model 84672

Extra-heavy-duty high flow design makes this 3/4" inlet/outlet reel the perfect medium-pressure reel for petroleum oils, used fluid evacuation, air and water service.



84673

Model 84673

Extra-heavy-duty dual reel sheave support base, high flow design and large hose capacity make this 3/4" inlet/outlet reel the ideal medium-pressure reel for petroleum oils, used fluid evacuation, air and water service.

Model 84432

Dual reel sheave support base design and high-flow swivel make this 1" inlet/outlet reel the ideal low-pressure/volume reel. This reel is suitable for gasoline, diesel fuel, fuel oil, air and water. Not suitable for ceiling or wall mounted applications.



84432

High-Flow Reel Specifications

Model	Designation	HOSE CAPACITY			Inlet/Outlet NPTF	Working Pressure psi	Sheave Width	INSTALLATION	
		SAE	Type	Length				Width	Depth
84275	Extra-heavy-duty large capacity	100R1 100R2 100R3	78 75/76A/76B 73	75' 75' 75"	1/2"	5000	10"	13-1/8"	12-3/4"
84672	Extra-heavy-duty high flow	100R1 100R3 100R6	3/4"ID x 1-1/4"OD 73 74	30' 50' 50"	3/4"	2000	5-1/2"	9-15/16"	12-3/4"
84673	Large capacity	100R1 100R1	3/4"ID x 1-1/4" 78	75' 75"	3/4"	2000	10"	14-1/2"	12-3/4"
84432	Heavy-duty volume	100R3	1"OD low pressure	50'	1"	300	8"	15-3/4"	24-1/4"
89010	Super-duty high flow	100R3	1-1/4"ID x 1-3/4"OD low pressure	50'	1-1/4"	500		22-1/8"	26-1/4"

Hose/Hose Adapters for Reels

Lincoln high-, medium- & low-pressure hoses—every size for every application

High-Pressure Hose—Grease

Model	Size	Hose Type/SAE	Inches		Thread	Max Pressure psi (bar) Working
			ID	OD		
75024	2'	75/100R2A	1/4	11/16	1/2"-27(f)	5000 (340)
75060	5'	75/100R2A	1/4	11/16	1/2"-27(f)	5000 (340)
75084	7'	75/100R2A	1/4	11/16	1/2"-27(f)	5000 (340)
75120	10'	75/100R2A	1/4	11/16	1/2"-27(f)	5000 (340)
75168	14'	75/100R2A	1/4	11/16	1/2"-27(f)	5000 (340)
75240	20'	75/100R2A	1/4	11/16	1/2"-27(f)	5000 (340)
75360	30'	75/100R2A	1/4	11/16	1/2"-27(f)	5000 (340)
75480	40'	75/100R2A	1/4	11/16	1/2"-27(f)	5000 (340)
75600	50'	75/100R2A	1/4	11/16	1/2"-27(f)	5000 (340)
76024B	2'	76B/100R2	3/8	27/32	1/2"NPT(f)	4000 (272)
76120B	10'	76B/100R2	3/8	27/32	1/2"NPT(f)	4000 (272)
76360B	30'	76B/100R2	3/8	27/32	1/2"NPT(f)	4000 (272)
76600B	50'	76B/100R2	3/8	27/32	1/2"NPT(f)	4000 (272)
76900B	75'	76B/100R2	3/8	27/32	1/2"NPT(f)	4000 (272)
76024A	2'	76B/100R2	1/2	27/32	1/2"NPT(f)	4000 (272)
76600A	50'	76B/100R2	1/2	27/32	1/2"NPT(f)	4000 (272)

Medium-Pressure Hose—Oil, Gear Lube & Antifreeze

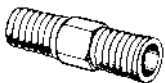
73024	2'	73/100R3	1/2	13/16	1/2"NPT(m)	1500 (102)
73036	3'	73/100R3	1/2	13/16	1/2"NPT(m)	1500 (102)
73060	5'	73/100R3	1/2	13/16	1/2"NPT(m)	1500 (102)
73120	10'	73/100R3	1/2	13/16	1/2"NPT(m)	1500 (102)
73240	20'	73/100R3	1/2	13/16	1/2"NPT(m)	1500 (102)
73360	30'	73/100R3	1/2	13/16	1/2"NPT(m)	1500 (102)
73480	40'	73/100R3	1/2	13/16	1/2"NPT(m)	1500 (102)
73600	50'	73/100R3	1/2	13/16	1/2"NPT(m)	1500 (102)
73720	60'	73/100R3	1/2	13/16	1/2"NPT(m)	1500 (102)
73900	75'	73/100R3	1/2	13/16	1/2"NPT(m)	1500 (102)
1230120	10'	1230/100R2	3/4	1-1/4	3/4"NPT(m)	2250 (153)

Low-Pressure Hose—Air & Water

72024	2'	RMA Class A	1/4	5/8	1/4"NPT(m)	250 (17.01)
72036	3'	RMA Class A	1/4	5/8	1/4"NPT(m)	250 (17.01)
72060	5'	RMA Class A	1/4	5/8	1/4"NPT(m)	250 (17.01)
72120	10'	RMA Class A	1/4	5/8	1/4"NPT(m)	250 (17.01)
72240	20'	RMA Class A	1/4	5/8	1/4"NPT(m)	250 (17.01)
72360	30'	RMA Class A	1/4	5/8	1/4"NPT(m)	250 (17.01)
72600	50'	RMA Class A	1/4	5/8	1/4"NPT(m)	250 (17.01)
72024A	2'	RMA Class A	3/8	23/32	3/8"NPT(m)	250 (17.01)
72360A	30'	RMA Class A	3/8	23/32	3/8"NPT(m)	250 (17.01)
72480A	40'	RMA Class A	3/8	23/32	3/8"NPT(m)	250 (17.01)
72600A	50'	RMA Class A	3/8	23/32	3/8"NPT(m)	250 (17.01)
72720A	75'	RMA Class A	3/8	23/32	3/8"NPT(m)	300 (20.68)
72900A	75'	RMA Class A	3/8	23/32	3/8"NPT(m)	300 (20.68)
74024	2'	RMA Class A	1/2	27/32	1/2"NPT(m)	200 (13.61)
74060	5'	RMA Class A	1/2	27/32	1/2"NPT(m)	200 (13.61)
74480	40'	RMA Class A	1/2	27/32	1/2"NPT(m)	200 (13.61)
74600	50'	RMA Class A	1/2	27/32	1/2"NPT(m)	200 (13.61)
74900	75'	RMA Class A	1/2	7/8	1/2"NPT(m)	300 (20.68)
275172	50'	RMA Class C	3/8	23/32	1/4"NPT(m)	300 (20.68)
275173	50'	RMA Class C	1/2	27/32	1/2"NPT(m)	300 (20.68)

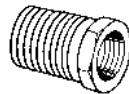
Hose Accessories Nipples, Couplers & Bushings for Lincoln Grease Hose

Nipples



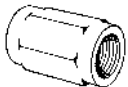
Model	Thread
10198	1/4" NPT(m) x 1/2"-27 (m)
10199	1/8" NPT(m) x 1/2"-27 (m)
10202	1/2"-27(m) x 1/2"-27(m)
12957	1/2" NPT(m) x 1/2"-27 (m)
11197	1/2" NPT(m) x 1/2" NPT(m)

Reducing Couplings



11852	1/8" NPT(f) x 1/2"-27 (f)
10522	1/4" NPT(f) x 1/2"-27 (f)
67171	3/4" NPT(m) x 1/2" NPT(f)

Bushings



10200	1/8" NPT (f) x 1/2"-27(m)
10204	1/4" NPT(f) x 1/2"-27 (m)
12287	1/2"-27(f) x 1/2" NPT(m)

Lincoln High-Pressure Replacement Hose Cross Reference

Model	Original Threads	Replacement
Alemite	1/2"-27(f) x 1/2"-27(f)	Any Type 75 Hose
Aro	1/8" NPT(m) x 1/8" NPT(f)	Any Type 75 Hose, 10199 Nipple, 10200 Bushing
Balcrank	1/8" NPT(m) x 1/8" NPT(f)	Any Type 75 Hose
Graco	1/4" NPT(m) x 1/4" NPT(m)	Any Type 75 Hose, Two (2) 10198 Bushing

Power Cord and Light Reels

Introducing Lincoln's New Line of Power Cord and Light Reels. Designed for Light-, Medium- and Heavy-Duty Applications in Home, Shop and Factory Environments.



Power Cord Reels

- Clear triple tap illuminates when receiving power
- Overload protection
- Adjustable cord stop with anti-kink cord spring
- 4 ft. connection lead
- 125 VAC input voltage
- cUL listed

Model 91025 Light Duty

- 30' 16/3 SJTOW cord - cold weather compatible, grease, oil and water resistant
- Steel housing
- Hardware included for wall or ceiling mounting
- 10 amp rating



Model 91029 Medium Duty

- 50' 14/3 SJTOW cord - cold weather compatible, grease, oil and water resistant
- Heavy-duty flame resistant ABS housing
- Wall, ceiling or bench mounted with three fixed-angle positions
- 12 amp rating



Fluorescent Light Reels

- Super bright 13W fluorescent PCB electronic bulb
- Soft PVC handle and top cap for superior impact protection
- Fully enclosed safety switch
- Shatter-proof design light extension with polycarbonate clear tube
- Steel wire hooks for hanging light while you work
- Steel retraction spring for positive reel winding
- Adjustable cord stop with anti-kink cord spring
- cUL listed
- 125 VAC input voltage
- 4 ft. connection lead

Model 91024 Light Duty

- 30' 18/2 SJTOW cord - cold weather compatible, grease, oil and water resistant
- Steel housing
- Hardware included for wall or ceiling mounting.



Model 91026 Medium Duty

- 50' 18/2 SJTOW cord - cold weather compatible, grease, oil and water resistant
- Heavy-duty flame resistant ABS housing
- Wall, ceiling or bench mounted with three fixed-angle positions
- 12 amp rating

91026

Power Cord and Light Reels

91027



LED Light Reels

- 50' 18/2 SJTOW cord - cold weather compatible, grease, oil and water resistant
- Soft PVC handle and top cap for superior impact protection
- Fully enclosed safety switch
- Wall, ceiling or bench mounted with three fixed-angle positions
- Shatter-proof design light extension with polycarbonate clear tube
- Steel retraction spring for positive reel winding
- Adjustable cord stop with anti-kink cord spring
- cUL listed
- 125 VAC input voltage
- 4 ft. connection lead

91028



Model 91027 Medium Duty

- 30 super bright premium white LEDs
- Curved chrome plated panel focuses the light intensity on work area
- Steel wire hooks for hanging light while you work

Model 91028 Medium Duty

- 60 super bright premium white LEDs
- 360° rotating plastic hook

91030



Heavy-Duty Reels

- Spring retractable with latch
- Compact for critical space requirements
- Durable abrasion and corrosion resistant baked-on powder coat finish
- Wall, ceiling or bench mount
- Engineered for industrial use
- All models supplied with cord are complete with approximately 4 foot pigtail and three-prong plug
- Adjustable cord stop
- cUL listed

91032



Model 91030

- Single receptacle
- 50' 16/3 SJTOW cord - cold weather compatible, grease, oil and water resistant
- 13 amp rating

Model 91031

- Single receptacle
- 45' 12/3 SJEOW cord
- 20 amp rating

91033



Model 91032

- Duplex outlet box with GFCI (F)
- 45' 12/3 SJEOW cord
- 20 amp rating

Model 91033

- Fluorescent light
- 50' 16/2 SJTOW cord - cold weather compatible, grease, oil and water resistant

91034



Model 91034

- Fluorescent light and outlet
- 50' 16/3 SJTOW cord - cold weather compatible, grease and oil resistant
- 10 amp rating

Control Valves & Swivels—Grease

Lincoln Control Valves, Meters and Accessories Provide the Durability and Precision You Need for Your Lubrication Systems.



740

Model 740 Heavy-Duty High-Pressure

- 7500 psi maximum operating pressure
- Precision-machined, all steel handle, body and guard bracket provides durability and longevity
- Unique, precision control inlet check valve provides ease of handle operation even with increase in pressure
- Knurled handle for positive grip
- Handy trigger guard prevents pinching
- Reversible inlet check seat and hydraulic jaws provide double life
- Balanced design reduces user fatigue
- Lubricant inlet 1/4" NPT(f); outlet 1/8" NPT(f)
- Easily repaired for extended life

Model 3050 Volume High-Pressure

Same as 740 except with 3/8" NPT(f) lubricant inlet for use with Lincoln volume high-pressure swivels and hose.


Model 82157 Repair Parts Kit

For control valves 740 and 3050.

WARNING

Whip Hoses Models
3029, 3034, 5812,
5818, 5861, 81725,
81726, 81795

Install as shown.



WARNING

For safe and proper use, always consult instructions accompanying product. See Safety Warning Information for appropriate warnings.

High-Pressure Grease Control Valve

Model	Description	Thread Size	Extension	Coupler	Valve
740	Hi-Pressure Control Valve 1/4" NPT(f)	1/4" NPT(f)	Rigid Tube	5845	82393
3050	Volume	3/8" NPT(f)	Rigid Tube	5845	81495

High-Pressure Control Valve No Extension

Model	Description	Thread Size
82393	Heavy-Duty	1/4" NPT(f)
81495	Volume	3/8" NPT(f)


Swivels

Volume High-Pressure Swivels

Model	Description	Thread Size
81728	Straight	1/2" NPT(m) x 3/8" NPT(m)
82072	Straight	1/2" NPT(m) x 1/2" NPT(m)
82087	90° Angle	1/2" NPT(m) x 1/2" NPT(m)
81729	Universal	1/2" NPT(m) x 3/8" NPT(m)
82073	Universal	1/2" NPT(m) x 1/2" NPT(m)

Model 82158 Repair Kit

Repair Parts Kit for 81387 standard universal swivel.



High-Pressure Swivels

Model	Description	Thread Size
*81606	Straight	1/8" NPT(f) x 1/8" NPT(m)
*81703	Straight	1/8" NPT(m) x 1/8" NPT(m)
82080	Straight	1/2"-27 (m) x 1/2"-27 (m)
82399	Straight	1/2"-27 (m) x 1/4" NPT(m)
83938	Straight	1/4" NPT(m) x 1/4" NPT(m)
81386	90° Angle	1/2"-27 (m) x 1/8" NPT(m)
81723	90° Angle	1/8" NPT(m) x 1/8" NPT(f)
81974	90° Angle	1/2"-27 (m) x 1/4" NPT(m)
82251	90° Angle	1/8" NPT(m) x 1/8" NPT(m)
81387	Universal	1/2"-27 (m) x 1/4" NPT(m)
82252	Universal	1/8" NPT(m) x 1/8" NPT(m)
83594	Universal	1/4" NPT(m) x 1/4" NPT(m)

*Whip Hose only; max. pressure 4500psi

Model 85021 Kit

Consists of 740 control valve and 81387 universal "z" swivel.

Control Valves—Fluid Lubricants



Heavy-Duty Fluid Control Valves

These new fluid control valves provide all the benefits of the latest design technology and offer all the features and components for a low-cost solution for your fluid dispensing needs.


- Rugged aluminum construction
- Dispenses all automotive fluids: motor oils, gear oils, transmission fluid and antifreeze
- All indoor and outdoor applications

Model 712 Series

Oil control gun with semi-automatic nozzle operation. Inlet 3/4" NPT(f).

Model 780

Gear oil shut-off valve for use with fluid lubricant pumps. Includes shut-off valve with built-in swivel and 82070 non-drip nozzle extension. Inlet 1/2" NPT(f).



Model 769

Includes 780 valve with built-in swivel, flexible extension and 277814 nozzle.

Model 758

Includes 260381 rigid extension. Inlet/outlet 1/2" NPT(f). Can be locked in open position for continuous dispensing. Trigger guard prevents accidental dispensing. 1015 psi (70 bar) maximum operating pressure. 7.5 GPM flow.

Model 758F

Same as 758 except with flexible extension.



Heavy-Duty Volume

Model 774

Includes 82906 shut-off valve and 242503 pipe extension and 277814 automatic nozzle.

Model 775

Includes 82906 shut-off valve and 82932 rigid extension nozzle.

Model 776

Includes 82906 shut-off valve and 12" flexible hose and 277814 non-drip nozzle with manual shut-off.

Model 779

Gear oil shut-off valve for use with fluid lubricant pumps.

Model 282930

High-flow valve rated up to 15 gpm and 1500 psi. Includes flexible extension and manual nozzle.

Model 282951

Same as Model 282930 without the nozzle.



Oil Control Valves

Model No.	Max. Flow Rate	Inlet Thread Size	Extension	Nozzle
712F	12 GPM	3/4 NPT(f)	Flex Hose	276281
712R	12 GPM	3/4 NPT(f)	Rigid Pipe	276282
758	7.5 GPM	1/2 NPT(f)	Rigid Assembly	260381
758F	7.5 GPM	1/2 NPT(f)	Flex Assembly	260380
774	5 GPM	1/2 NPT(f)	Rigid Pipe	277814
775	5 GPM	1/2 NPT(f)	Rigid Pipe	82932
776	5 GPM	1/2 NPT(f)	Flex Hose	277814
780	5 GPM	1/2 NPT(f)	Rigid Pipe	82070
799	5 GPM	1/2 NPT(f)	None	None
282930	15 GPM	3/4 NPT(f)	Flex Hose	282941 Kit

Model 66584 Strainer

For use with 775, 776, 82906. #30 mesh, 9/16" OD.

Metering Control Valves—Fluid Lubricants

Electronic Lube Meters

Features

- Dispense motor oil, ATF and gear lube
- One model can dispense pints, quarts, liters or gallons
- Automatic non-drip nozzle
- Narrow nozzle fits into small I.D. ATF fill tubes
- Easy to read digital display for accurate bulk dispensing
- .01 increment readout for precise measurement
- Includes inline swivel, rigid extension, automatic non-drip nozzle and inline containment filter

Electronic Lube Meters

Totalizing liters or gallons. 1/2" NPT(f).

Model	Lock-On / Lock Open	Extension	PSI	GPM
905*	Rigid/70°/Auto nozzle	Yes	1000	5.0*
905SF**	For water-based solutions	Yes	1000	5.0
912EF***	Flexible	Yes	1500	12.0
912ER***	Rigid	Yes	1500	12.0
954	Flexible with auto nozzle	Yes	1500	6.0
967	Flexible w/ 84799 nozzle	Yes	1500	4.0
980	Flexible 90° w/ Manual tip	Yes	1500	8.0
981	Rigid/30°/Auto tip	Yes	1500	8.0
982	Flexible w/ Auto tip	Yes	1500	8.0

* 8.0 gpm without nondrip nozzle. ** Models 905 and 905SF offers preset mode. ***3/4" NPT

Model 905 – ATF, hydraulic fluid, motor oils, gear oils

Model 905SF – Antifreeze, windshield washer solution, brake fluid

Electronic High Flow Control Valve

Model	Measure	Extension	PSI	GPM
280690	Programmable	Flexible	1500	15

Mechanical Lube Meters

Totalizing in meters. 3-1/2" diameter, inlet/outlet 1/2" NPT(f).

Model	Dial Totals	Graduation	Extension	PSI	GPM
Oils, ATF and Antifreeze					
867*	16 gallons	1/16 gallon	10" flex w/ 84799	1000	4.0
876*	16 quarts	1/4 quart	4" rigid w/ 93548	1000	4.0
877*	16 quarts	1/4 quart	10" flex w/ 84799	1000	4.0
883*	16 quarts	1/4 quart	20" flex w/ 84799	1000	4.0
68410	16 quarts	1/4 quart	None	1000	4.0
899*	10 liters	1/10 liter	10" flex w/ 84799	1000	4.0
Gear Lube					
878	8 pints	1/16 gallon	7" rigid w/ nozzle	1000	4.0
881	10 liters	1/10 liter	7" rigid w/ nozzle	1000	4.0
Pre-set Countdown for Oils, ATF and Antifreeze					
3866*	16 quarts/ 10 liters	1/2 gallon	Rigid w/ 93548	1000	4.0
3867*	60 quarts	1 quart	Rigid w/ 93548	1000	4.0
3868*	60 gallons	1 gallon	Rigid w/ 93548	1000	4.0
3942*	60 liters	1 liter	Rigid w/ 93548	1000	4.0

* Includes 90464 swivel.



Accessories—Fluid Lubricants

Non-Drip Nozzles & Assemblies

Model 93547 Nozzle

1/4" NPT(f) inlet automatic non-drip nozzle with manual closure feature. For packaged version, please use model 84799.

Model 93548 Nozzle

Same as 93547 with 1/2" NPT(m) inlet.

Model 85799 Nozzle

Same as 84799 with 1/2" NPT (f) inlet.

Model 277814 Nozzle

1/2" NPT(f), features manual shut-off.

Model 82258 Assembly

1/2" x 1/4" NPT(m), 10" hose (91241) and 1/4" NPT(f) automatic non-drip nozzle (93547).

Control Valve Accessories

Model 276281

Flexible extension with semi-auto nozzle (712) 3/4" NPT(f).

Model 276283

Rigid extension with semi-auto nozzle (712) 3/4" NPT(f).

Electronic Meter Accessories

Model 260380

Flexible extension with non-drip valve for fluid dispensing in hard-to-reach areas.

Model 260381

Rigid extension with non-drip valve.

Colored Swivel Guards

Attach these flexible swivel guards to separate meters to differentiate between fluids. Available in red, black, blue, yellow and green.

Meter Accessories

Model 242911 Shroud Protector

Universal shock protector for all 3-1/2" diameter Lincoln electronic lube meters. Heavy-duty rubber cover fits easily over meter face. Order as separate accessory.

Model 90464 Swivel

Straight oil meter swivel, 1/2" NPT(m) x 1/2" NPT(f). 1000 psi (68 bar) maximum working pressure.



85799



82258




277814



260380



260381



260374—Red

260375—Black

260376—Blue

260377—Yellow

260378—Green



242911

90464

Inline/Volume Meters



961

Model 961 High-Volume Gallons

U.L. approved for gasoline and diesel fuels. Meters light-weight petroleum-base products by pump or gravity flow. Volume flow of 6 to 38 gpm. Calibrated in U.S.gallons; 1/10 gallon graduations. Straight readout to 999.9 gallons; reset knob on meter body. Non-reset totalizer on meter face. 50 psi max. pressure. 6-1/4" h, 7-1/8" w; 5-1/2 lbs. 1" NPT(f) inlet/outlet.

NOTE: For consumer use only. Not intended for measurement where resale is contemplated.

Model 964 Liters

Same as 961, except meter is calibrated in liters. Straight readout to 999.9 liters. Maximum working pressure: 3.5 kilograms per square centimeter.



962

Model 962 Volume Gallons

For oils and ATF up to SAE 40 weight. Calibrated in U.S. gallons; 1/10 gallon graduations. Straight readout to 999.9 gallons; reset knob on meter body. Non-reset totalizer on 6" diameter dial face. 1000 psi max. pressure. 1" NPT(f) inlet/outlet.

NOTE: For consumer use only. Not intended for measurement where resale is contemplated.

Model 963 Liters

Same as 962, except meter is calibrated in liters.

Model 870 Pints

Dial diameter 3-1/2"; inlet 1/2" NPT(f). 1000 psi maximum working pressure.



870

Model 871 Quarts

Calibrated and totalizes in quarts. Total measure on dial is 4 quarts.

Model 873 Liters

Calibrated and totalizes in liters. Total measure on dial is 10 liters.



857

Model 857

Calibrated in quarts. Large electronic display to 999.9.

Model 2873 Liters

Calibrated in liters. Total on dial is 4 liters.

Model 812 Universal Digital Inline Meter

Measures in quarts, gallons and liters. Resettable and non-resettable accumulative totals. 1000 psi max., 1/2" inlet/outlet, 8GPM max.



812

Model 813 Universal Digital Inline Meter

Same as Model 812 but with 3/4" inlet/outlet, 0.8 to 21GPM range.

Inline Lube Meters

Model	Totalizing	Totals	Graduation	Max. psi
857	Yes	999.9 qt.	.05 quart	1000
870	Yes	8 pints	1/4 pint	1000
871	Yes	4 quarts	1/4 quart	1000
873	Yes	10 liters	1/10 liter	1000
961	Yes	999.9 gal.	1/10 gallon	50
962	Yes	999.9 gal.	1/4 pint	1000
963	Yes	999.9 ltr.	1/10 liters	1000
964	Yes	999.9 ltr.	1/10 liters	50
2873	No	4 liters	1/10 liter	1000
812	Yes	9999.9 units	.01 units	1000
813	Yes	9999.9 units	.01 units	1500

Air & Water Control Valves

Blow Guns

Model 840



840

- Handy thumb-button design provides ease of operation
- Brass stem and synthetic packaging for service life
- Addition of air nipple permits quick connect or disconnect
- Inlet 1/4" NPT(f); outlet 7/64" diameter

Model 950



960

- Same as 840, except with air restricter
- Nozzle inlet pressure 30 psi maximum complies with Federal Safety Regulation 50-204.8 and OSHA 1910 242.B.

Model 960

- Light-weight cast aluminum pistol grip
- Inlet 1/4" NPT(f); outlet 7/64" diameter; height 5-3/4"
- Nozzle inlet pressure 30 psi maximum complies with Federal Safety Regulation 50-204.8 and OSHA 1910 242.B.

Model 940



5980

- Same as 960 less air restricter
- When used for large cleaning requirement or chip cleaning, regulated air pressure must not exceed Federal recommended maximum.

Model 5980

- Thumb control provides comfort and ease of operation
- Inlet 1/4" NPT(f); outlet 1/8" NPT(f) outlet

Model 5990 Rubber Tip for Blow Guns



5990

- Rubber tip will not scratch surfaces.
- Fits 840, 940 and 5980 blow guns, as well as many competitive models.
- 1/8" NPT(m) threads.

Air & Water Accessories

Model 846 Water Bibbcock

For attaching to water service hose.



846

- 1/4" NPT(f) inlet.
- Thumb-action trigger. Built-in strainer filters out contaminants.

Model 845 Water Bibbcock

Same as 846 except inlet 3/4"-11-1/2" AN connects to standard lawn hose.


Air/Water Accessories



815



66951



11659

Model	Description	Style
815	1/4"(f) Air Coupler	Lincoln "Long Stem"
845	Inlet 3/4" -11-1/2" AN	Connects to standard lawn hose
846	1/4"(f) Water Bibbcock	Low-pressure water
11659	1/4"(m) Air Nipple	Lincoln "Long Stem"
66951	1/4"(f) Tire Chuck	Standard tire chuck

Airline Sprayers/Valves



Air-Operated Sprayers **Model 939**

- Adjustable suction control varies fluid volume as needed.
- Strainer assembly in suction hose keeps out contaminants while assuring uninterrupted flow of fluid.
- 6' vinyl suction hose permits use with most any container from gallon jug to 400 lb. drum.
- Convenient addition of air coupler nipple permits quick coupling to any air hose.
- Rust and corrosion resistant—pistol grip handle includes brass stem and synthetic packing.
- Use with solvents or detergent solutions. Compatible with vinyl, aluminum and carbon steel.
- Standard air inlet 1/4" NPT(f).
- Powerful spray. Maximum operating pressure 200 psi.



Model 5983

- Use with solvents or detergent solutions.
- 1/4" NPT(f) inlet.
- Maximum operating pressure 150 psi.



Tire Accessories

Model 80423 Tire Inflator

- 12" hose extension provides extra-reach capacity.
- Tapered chuck nut allows inflator to fit wheel covers on cars and light trucks.
- Dual chuck permits use of gauge on trucks with dual tires.
- Includes 11659 nipple for use with 815 coupler. 200 psi maximum inlet pressure. 0-120 psi scale in 2 psi graduations.

Model 66951 Air Chuck

For inflating tire. 1/4" NPT(f) inlet.



Self-Coiling Air Hose

Model 84606

- Tough abrasive resistant material provides long service life.
- Coiled spring guards prevent kinking.
- 1/4" I.D. x 25' long—extra length for those hard-to-reach places.
- Working pressures up to 200 psi. 1/4" NPT(m) fittings each end.

Note: Blow guns on page 62.



Air Couplers & Nipples



815 1/4" (f)



11659 1/4" (m) 11660 1/8" (m)




11661 1/4" (f)



13329 1/4" (f)



13331 1/4" (f)



5874 3/8" (f)



5875 3/8" (m)



5876 3/8" (f)



815 Cut-away
1/4" (f)

Coupler and nipple can be joined without user pulling back on sleeve. A true quick-connect design!

Lincoln air couplers provide split-second coupling of grease guns, impact wrenches, paint sprayers and other air-operated equipment. Air flow products from Lincoln have the features and durability you demand for your business.

- Positive action locking mechanism so coupler cannot be detached accidentally.
- Extra large air passage insures greater air flow.
- Automatic air check valve shuts off air instantly when uncoupled, providing leak-proof seal.
- Corrosion-resistant steel plug and stainless steel check and check spring for long service life.
- Free swiveling action prevents curling or kinking of air hose.

Lincoln-Style Couplers & Nipples for 1/4" ID

Models 815, 11659, 11660, 11661

250 psi maximum operating pressure. Extra-long stem of nipple and coupler body assures long service life, easy connections under severe operating conditions. Maximum air flow 52 scfm at 100 psi.

815 Length 2-1/2" (65mm); diameter 1-1/16" (37mm); weight 4-1/2" ounces (126g).

NOTE: 11659 is available non-packaged for bulk orders as 238394.

ARO-Style Couplers & Nipples for 1/4" ID

Models 5862, 13329, 13331

Fits ARO style nipples for 1/4" ID hose. 300 psi maximum operating pressure. 1/4" (f) NPT inlet. Maximum airflow 38 scfm at 100 psi. Length 2"; diameter 1-1/8"; weight 4 ounces.

Universal Coupler

Model 5862

Fits all Automotive/Tru-Flate, ARO, and Industrial/Milton-style nipples for 1/4" ID hose 300 psi maximum operating pressure. 1/4" (f) NPT inlet. Maximum airflow 38 scfm at 100 psi. Length 2"; diameter 1-1/8"; weight 4 ounces.

Coupler and nipple can be joined without user pulling back on sleeve. A true quick-connect design!




5862

Automotive/Tru-Flate-Style Couplers & Nipples for 3/8" ID

Models 5874, 5875, 5876

300 psi maximum operating pressure. Maximum air flow 100 scfm at 100 psi. Length 2-3/8"; diameter 1"; weight 4.8 ounces.

Air Couplers & Nipples




632004 $\frac{1}{4}$ " (f)



630104 $\frac{1}{4}$ " (m)



630204 $\frac{1}{4}$ " (f)



642006 ?" (f)



640104 $\frac{1}{4}$ " (m)



640204 $\frac{1}{4}$ " (f)



652008 $\frac{1}{2}$ " (f)



650108 $\frac{1}{2}$ " (m)



650208 $\frac{1}{2}$ " (f)

Industrial/Milton-Style Couplers & Nipples for 1/4" ID (63 Series)

Models 632004, 630104, 630204

Maximum operating pressure 250 psi (17 bar). Maximum air flow 45 scfm at 100 psi. Length 1-3/4" (44mm); diameter 1-1/8" (29mm); weight 3 ounces (84g).

Industrial-Style Couplers & Nipples for 3/8" ID (64 Series)

Models 642006, 640104, 640204, 640106, 640206

Maximum operating pressure 250 psi. Maximum air flow 108 scfm at 100 psi. Length 2-1/16" (52mm); diameter 1-5/16" (49mm); weight 6 ounces (168g).

Industrial-Style Couplers & Nipples for 1/2" ID (65 Series)

Models 652008, 650108, 650208

Maximum operating pressure 200 psi (14 bar). Maximum air flow 176 scfm at 100 psi. Length 2-3/4" (70mm); diameter 1-1/2" (38mm); weight 9 ounces (252g).

KEY

xx	x	x	xx
Series	0 = nipple	1 = male	thread size
	2 = coupler	2 = Female	IN 1/16"

DEF Equipment

Lincoln's Heavy-Duty Answer to the EPA's New Emission Regulations

Power, Durability and Reliability for Stationary, Installed and Portable Service Applications in Heavy-Duty Shops



85700-50



85622

Hose Reels

- DEF-specific reels are smaller and easier to operate
- Designed for versatile installation options
- Steel reel with stainless steel fluid paths

Model No.	Description
85700-30	1/2" x 30' DEF hose on reel
85700-50	1/2" x 50' DEF hose on reel
277265	1/2" x 2' Reel inlet hose with 1/2" BSPP threads
277266	1/2" x 30' Hose with 1/2" BSPP threads
277267	1/2" x 50' Hose with 1/2" BSPP threads



277280

Air-Operated Diaphragm Pump

- Environmentally friendly - no motors, seals or packing to leak
- Self-priming

IBC Tote

- Electric or air operated
 - Electric - 277280
 - Air-operated diaphragm pump with wall mount (custom BOM per installation requirements)
- 275/330 gallon
- Dispense at tote 1/2" x 30' Hose with 1/2" BSPP threads
- Pipe to reels



277281

55-Gallon Drum

- Electric
 - Portable - 277281
 - Stationary - 277280
- Air Operated
 - Stationary - Air-operated diaphragm pump (custom BOM per installation requirements)



277250

AC Electric Pump - Model 272251

- High-wattage motor works harder with less effort.
- 110 VAC or 12 VDC stainless steel rotary vane pump, small compact
- Self priming, continuous duty, 1/2 Hp, 3450 RPM
- 8 GPM flow rate, 29 PSI maximum pressure

DEF Equipment

Meters/Dispense Valves

Model 277255 S.S. Automatic Nozzle

- 3/4" BSPP threads
- 50 psi maximum pressure



Model 277256 DEF Meter

- 2 to 20 GPM flow range
- ± 0.5% accuracy
- 3/4" female BSPP inlet/outlet
- 120 psi maximum pressure
- LCD display



277256



277538

Model 277538 Metered Control Valve

- 0.26 to 9 GPM flow range
- ± 0.5% accuracy
- 1/2" female BSP threads
- 145 psi maximum pressure
- Resettable totalizer and non-resettable total on 2 line LCD register

Accessories

- Couplers
 - Disposable drums and totes
 - Returnable drums and totes
 - 3/4" BSPP female threads
- Dip Tubes
 - Drums
 - 275 gal. totes
 - 330 gal. totes



277230



277233



277219



277235
277236
277237

Model No.	Description
277230	Coupler, 3/4" hose barb for colder-style drum insert
277219	Coupler, 3/4" hose barb for micro-matic drum insert
277232	Coupler, 3/4" male BSPP
277233	Drum insert, 2" buttress thread
277234	Drum insert, 2" NPS (ISO G2) thread, colder style for plastic 55-gallon drums
277235	Dip tube, 35.5" long for 55 gallon drums, colder style for 275-/330-gallon totes
277236	Dip tube, 39.0" long for 275 gallon IBCs
277237	Dip tube, 39.0" long for 330 gallon IBCs
277238	Torque socket tool for drum inserts
277239	Air filter, 1/2" NPT(M), 70 micron - recommended for colder-style coupler
277254	3/4" x 12' hose with 3/4" BSPP threaded fittings
277258	3/4" x 6' hard wall suction hose with 3/4" BSPP stainless fittings + hose barb
277633	1/2" x 5' hose with 1/2" BSPP threads
277635	3/4" x 6' suction hose with hose barb

Air Controls and Accessories

Lincoln Regulators, Filters & Lubricators

A well-planned compressed air system ensures minimum pressure loss in the system and the removal of contaminants: water, compressor oil, etc. An inefficient system results in higher costs per unit of compressed air, improper or erratic tool operation, shortened component life and reduced capacity. Lincoln provides individual components and combined component systems to give you the highest quality for your compressed air tool operations.

Changes in air pressure can affect the performance of air-powered equipment. Most equipment will operate beyond recommended pressure, but this causes excess torque, force and wear and wastes compressed air. Lincoln air regulators eliminate this problem by providing the consistent pressure required for each tool, ensuring maximum life and working efficiency for your pneumatic equipment.

Air filters are essential for proper performance of air powered tools, equipment and machinery. Lincoln filters are designed to minimize water vapor and contaminants in the air supply. Install a large filter in the main distribution line immediately after the compression accumulator tank. Another smaller filter should be placed inline within 20 feet of the equipment it will protect. This ensures the removal of solid particles at point of use and most condensed moisture.

Most air-operated tools, equipment and components of air systems require oil lubrication for proper function and to ensure long service life. Lincoln air line lubricators are designed to meter precise amounts of lubricant into the air supply, improving the efficiency of cylinders, valves and air motors. Lubrication is automatically provided in a nearly constant oil-to-air ratio over a wide range of air flows. Air passing through the operated device is a very fine mist that can be carried over a long distance, serving more than one tool at a time.



Miniature Units

Model 600003 Miniature Regulator

All brass construction with Buna N diaphragm. For 1/4" pipe size. Maximum supply pressure 300 psig. Reduced pressure range: 0-125 psig. Operating temperature range: -40° to 180°F. Diameter 1-3/8", height 2-3/4", weight 1/2 lb.

Model 600103 Miniature Filter

All brass construction with porous bronze filter (20 micron) element and shatter proof polycarbonate bowl. For 1/4" pipe size. Maximum supply pressure 200 psi. Maximum operating temperature 120°F. Diameter 1-9/16", height 4", weight 3/8 lb.

Model 600203 Miniature Lubricator

All brass construction with shatterproof polycarbonate bowl. For 1/4" pipe size. Maximum supply pressure 200 psi. Maximum operating temperature 120°F. Oil viscosity limitation not over 800 S.S.U. (SAE #30 not under 85°F). Diameter 1-9/16", height 4-3/8", weight 1-4 lb.

Gauges



Model 66100 Gauge

Registers pressures up to 200 psi. Dial diameter 2". 1/4" NPT(m) bottom connection. Calibrated both in psi and kg/cm².

Model 66101 Gauge

Same as 66100 except 1/8" NPT(m) bottom connection.

Model 600401 Gauge

Same as 66100 except with 1/4" NPT center back connection.

Model 66111

Same as 66100 except registers to 5000 psi.




Air Line Equipment Accessories—Pressure Gauges

Available in 1/8" NPT and 1/4" NPT back connection.

Model	For Regulator Sizes	Gauge Dia.	Connection	Pressure Range
247843	1/4" and 3/8"	1-1/2"	1/8" NPT	0 to 160 / 0 to 11
247844	1/2", 3/4" and 1"	2"	1/4" NPT	
247863				0 to 300 / 0 to 20

Regulators, Filters and Lubricators



Regulators

Die-cast zinc construction with stainless steel strainer and renewable brass seat. Diaphragm and disc are oil-resistant Buna-N. Secondary pressure side gauge connections are 1/4" NPTF and are sealed with removable pipe plugs. Maximum supply pressure is 300 psi (20 bar) for all sizes listed. Operating range 0-250 psi (0-17 bar). Operating temperature range: 40°-120°F (4°-49°C).

Model	Pipe Size inches	A in. (mm)	B in. (mm)	C in. (mm)	D in. (mm)	Weight lbs. / kg
600004	1/4	3 (75)	6 (150)	1-3/8 (35)	2-3/8 (70)	1.8 (0.8)
600006	3/8	3 (75)	6 (150)	1-3/8 (35)	2-3/8 (70)	1.8 (0.8)
600008	1/2	3-9/16 (90)	7 (175)	1-1/2 (38)	3-1/4 (79)	2.8 (1.3)
600012	3/4	4-11/16 (119)	10 (254)	1-7/8 (48)	4-3/8 (111)	6.2 (2.8)
600016	1	4-11/16 (119)	10 (254)	1-7/8 (48)	4-3/8 (111)	6.2 (2.8)



82413 Control Assembly

Includes 66100 Gauge and 600004 Regulator. Inlet and outlet 1/4" NPTF.

Filters

Construction of die-cast zinc with 40 micron filter element of porous bronze. Metal bowl with sight glass. Maximum supply pressure 250 psi (17 bar). Maximum temperature 150°F (65°C).



Model	Pipe Size in.	Capacity oz (cc)	A in. (mm)	B in. (mm)	C in. (mm)	D in. (mm)	Weight lbs. / kg
600104	1/4	5 (148)	2-15/16 (75)	5-5/8 (143)	5-1/8 (130)	2-1/2 (64)	1.8 (0.8)
600106	3/8	5 (148)	2-15/16 (75)	5-5/8 (143)	5-1/8 (130)	2-1/2 (64)	1.8 (0.8)
600108	1/2	8 (237)	3-3/4 (95)	6-1/4 (159)	5-5/8 (143)	3-1/4 (83)	2.8 (1.3)
600112	3/4	16 (473)	4-7/8 (124)	8-3/4 (222)	7-3/4 (197)	4-9/16 (116)	6.3 (2.9)
600116	1	16 (473)	4-7/8 (124)	8-3/4 (222)	7-3/4 (197)	4-9/16 (116)	6.3 (2.9)




600301 Automatic Drain Conversion Kit

Converts manual drain filter to automatic drain. Increases filter efficiency and eliminates problem of manual draining.

Lubricators

Constructed of die-cast zinc. Metal bowl with sight glass. Maximum supply pressure 250 psi (17 bar). Maximum temperature 150°F (65°C). Oil viscosity maximum not over 800 S.S.U. (SAE 30, not under 85°F/29°C).

Note: Oil adjustment may be made tamper-proof by removing "Dial Set" knob on all models. All sizes may be filled while under pressure.




Model	Pipe Size in.	Capacity oz (cc)	A in. (mm)	B in. (mm)	C in. (mm)	D in. (mm)	Weight lbs. / kg
600204	1/4	5 (148)	2-15/16 (75)	7-5/8 (194)	5-5/8 (143)	2-1/2 (64)	2.2 (1)
600206	3/8	5 (148)	2-15/16 (75)	7-5/8 (194)	5-5/8 (143)	2-1/2 (64)	2.2 (1)
600208	1/2	8 (237)	3-3/4 (95)	8-1/8 (206)	5-1/4 (146)	3-1/4 (83)	3.3 (1.5)
600212	3/4	16 (473)	4-7/8 (124)	10-1/2 (267)	7-7/8 (200)	4-9/16 (116)	4.2 (1.9)
600216	1	16 (473)	4-7/8 (124)	10-1/2 (267)	7-7/8 (200)	4-9/16 (116)	4.2 (1.9)

AirCare™ Air Preparation Systems


Lincoln's MODULAR AirCare™ Regulators, Filters and Lubricators

- Modular components snap into place for quick assembly and service
- Wide selection of sizes, styles and capacities to meet specific application requirements




Modular Air Line Filters

Model No.	Max. Air Supply psi / bar	Operating Temperature Range - F / C	Material of Construction		Element	
			Body	Bowl	Material	Particle Size
602104	250 / 17	0 to 150 / -18 to 65	Zinc	Zinc*	Sintered Polypropylene	40µ
602106						
602108		0 to 175	Aluminum	Aluminum*		
602109						



Modular Air Line Regulators

Model No.	Max. Air Supply psi / bar	Operating Temperature Range	Material of Construction				Secondary (Gauge) Connections - in.
			Body	Bonnet	Valve Seals	Bottom Plug	
602004	300 / 20	0° to 150°F / -18° to 65°C	Zinc	Acetal	Brass Nitrile	Acetal	1/8 NPT (F)
602005							
602006		0° to 175°F / -18° to 79°C	Aluminum	Aluminum			
602007							
602008							
602009						1/4 NPT (F)	



Modular Air Line Lubricators

Model No.	Max. Air Supply psi / bar	Operating Temperature Range - F / C	Material of Construction			Recommended Lubricants
			Body	Bowl	Sight feed Dome	
602204	250 / 17.2	0 to 150 / -18 to 65	Zinc	Zinc	Transp. Nylon	Misting type oil 50 to 200 SSU (ISO Grade 7 to 46) at 100°F (38°C)
602206						
602208		0 to 175 / -18 to 79	Aluminum	Aluminum*		

* Transparent nylon liquid level indicator lens.



Integrated/Modular Filter/Regulator with Gauge

Can be used with other AirCare Modular Components.

Model No.	Max. Air Supply psi / bar	Operating Temperature Range - F / C	Element Particle Size	Outlet Pressure Adj. Range psi/bar
602134	250 / 17	0 to 150 / -18 to 65	40µ	5 to 150 / 0.3 to 10
602136				
602138		0.3 to 10 / -18 to 79		

AirCare™ Air Preparation Systems


Model No.	Drain Type	Port Size PTF	Dimensions - in. / mm				Weight lbs. / kg
			A	B	C	Dia.	
602104	Manual	1/4	5.27 / 134	0.75 / 19	1.98 / 50	1.91 / 48	1.1 / 0.5
602106		3/8					
602108		Automatic	1/2	6.95 / 177	1.00 / 25	3.15 / 80	
602109	6.35 / 161						

Model No.	Outlet Pressure Adj. Range psi/bar	Connections NPT-Female in.	Dimension - in. / mm				Adjuster	Weight
			A	B	C	D		
602004	5 to 150 / 0.3 to 4	1/4	4.0 / 102	1.31 / 33	2.0 / 50	3.2 / 83	T-Handle	0.8 / 0.4
602005			2.88 / 73				Knob	
602006		3/8	4.0 / 102				T-Handle	
602007			2.88 / 73				Knob	
602008	10 to 250 / 0.7 to 16	1/2	5.95 / 151	1.69 / 43	3.15 / 80	5.1 / 130	T-Handle	1.77 / 0.80
602009	5 to 150 / 0.3 to 4		5.0 / 127				Knob	

Model No.	Connections NPT-Female	Bowl Capacity ozs. / ml	Dimension - in. / mm				Weight lbs. / kg
			A	B	C	D	
602204	1/4	2.0 / 58	5.27 / 134	1.63 / 41	1.98 / 50	1.91 / 48	1.1 / 0.5
602206	3/8						
602208	1/2	7.0 / 207	6.95 / 177	2.12 / 53	3.15 / 80	2.89 / 74	1.6 / 0.7

Model No.	Drain Type	Port Size PTF	Dimension - in. / mm				Weight lbs. / kg
			A	B	C	D	
602134	Manual	1/4	5.27 / 134	2.89 / 73	1.98 / 50	3.29 / 83	1.2 / 0.5
602136		3/8					
602138		1/2	6.95 / 177	4.98 / 127	3.15 / 80	5.10 / 130	

AirCare™ Air Preparation Systems



Modular Air Line Combination Units

Filter-Regulator with Gauge-Lubricator

Model No.	Max. Air Supply psi / bar	Operating Temperature Range - F / C	Element Particle Size	Outlet Pressure Adj. Range psi/bar	Lubricator Bowl Capacity ozs. / ml
85387-4	250 / 17	0 to 150 / -18 to 65	40μ	5 to 150 / 0.3 to 10	2.0 / 58
85387-6					
85387-8		0 to 175 / -18 to 79			7.0 / 207

* Transparent nylon liquid level indicator lens.



Modular Air Line Combination Units

Filter-Regulator with Gauge

Model No.	Max. Air Supply psi/bar	Operating Temperature Range - F / C	Element Particle Size	Outlet Pressure Adj. Range psi/bar
85388-4	250 / 17	0° to 150°F / -18° to 65°C	40μ	5 to 150 / 0.3 to 10
85388-8		0° to 175°F / -18° to 79°C		

* Transparent nylon liquid level indicator lens.



Modular Air Line Combination Units

Filter-Lubricator

Model No.	Max. Air Supply psi / bar	Operating Temperature Range - F / C	Element Particle Size	Lubricator Bowl Capacity ozs. / ml
85389-8	250 / 17.2	0 to 175 / -18 to 79	40μ	7.0 / 207

* Transparent nylon liquid level indicator lens.



High-Capacity Air Line Filters

Model No.	Max. Air Supply psi/bar	Operating Temperature Range - F / C	Material of Construction		Element	
			Body	Bowl	Material	Particle Size
602112	250 / 17.2	0 to 175 / -18 to 79	Aluminum	Aluminum* w/ Pyrex sight glass	Sintered Bronze	50μ
602113						
602116						
602117						

* Pyrex liquid level indicator.

AirCare™ Air Preparation Systems

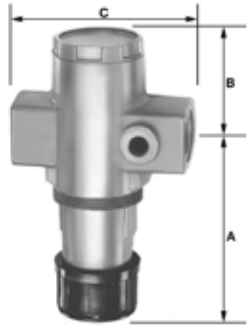
Model No.	Drain Type	Port Size PTF	Dimension - in. / mm			Weight lbs. / kg
			A	B	C	
85387-4	Manual	1/4	5.27 / 134	1.63 / 41	6.46 / 164	3.3 / 1.5
85387-6		3/8				
85387-8		1/2	6.95 / 177	2.12 / 53	10.52 / 267	

Model No.	Drain Type	Port Size PTF	Dimension - in. / mm			Weight lbs. / kg
			A	B	C	
85388-4	Manual	1/4	5.27 / 134	1.31 / 33	4.22 / 108	2.0 / 1.0
85388-8		1/2	6.95 / 177	1.69 / 43	6.84 / 174	4.2 / 2.0

Model No.	Drain Type	Port Size PTF	Dimension - in. / mm			Weight lbs. / kg
			A	B	C	
85389-8	Manual	1/2	6.95 / 177	2.12 / 53	6.84 / 174	3.8 / 1.7

Model No.	Drain Type	Port Size PTF	Dimensions - in. / mm				Weight lbs. / kg
			A	B	C	Dia.	
602112	Manual	3/4	10.44 / 265	1.25 / 32	4.75 / 121	5.52 / 140	4.1 / 1.9
602113	Automatic		10.06 / 256				
602116	Manual	1	10.44 / 265				
602117	Automatic		10.06 / 256				

AirCare™ Air Preparation Systems



High-Capacity Air Line Regulators


Model No.	Max. Air Supply psi / bar	Operating Temperature Range	Material of Construction				Secondary (Gauge) Connections in.
			Body	Bonnet	Valve Seals	Bottom Plug	
602012	300 / 20	0 to 175 / -18 to 79	Aluminum	Aluminum	Aluminum / Nitrile	Aluminum	1/4 NPT (F)
602013							
602016							



High-Capacity Air Line Lubricators

Model No.	Max. Air Supply psi/bar	Operating Temperature Range - F / C	Material of Construction			Recommended Lubricants
			Body	Bowl	Sight feed Dome	
602212	250 / 17.2	0 to 175 / -18 to 9	Aluminum	Aluminum*	Transp. Nylon	Misting type oil 50 to 200 SSU (ISO Grade 7 to 46) at 100°F (38°C)
602216						

* Pyrex liquid level indicator.



High-Capacity Air Line Combination Units

High Capacity Filter-Regulator with Gauge-Lubricator

Model No.	Max. Air Supply psi/bar	Operating Temperature Range - F / C	Element Particle Size	Outlet Pressure Adj. Range psi/bar	Lubricator Bowl Capacity ozs. / ml
85387-12	250 / 17	0 to 175 / -18 to 79	50μ	5 to 125 / 0.3 to 8.6	32 / 946
85387-16					

* Pyrex liquid level indicator.



High-Capacity Air Line Combination Units

Filter-Regulator with Gauge

Model No.	Max. Air Supply psi/bar	Operating Temperature Range - F / C	Element Particle Size	Outlet Pressure Adj. Range psi/bar
85388-12	250 / 17	0 to 175 / -18 to 79	50μ	5 to 125 / 0.3 to 8.6

* Pyrex liquid level indicator.



High-Capacity Air Line Combination Units

Filter-Lubricator

Model No.	Max. Air Supply psi / bar	Operating Temperature Range - F / C	Element Particle Size	Lubricator Bowl Capacity ozs. / ml
85389-12	250 / 17	0 to 175 / -18 to 79	50μ	32 / 946
85389-16				

* Pyrex liquid level indicator.

AirCare™ Air Preparation Systems

Model No.	Outlet Pressure Adj. Range psi/bar	Connections NPT- Female in.	Dimensions - in. / mm				Adjuster	Weight
			A	B	C	D		
602012	10 to 250 / 0.7 to 16	3/4	5.69/145	2.38/ 60	4.25/ 108	2.38/ 60	T-Handle	2.5 / 1.1
602013	5 to 150 / 0.3 to 10		4.71/120				Knob	
602016	10 to 250 / 0.7 to 16	1	5.69/145	T-Handle				

Model No.	Connections NPT-Female in.	Bowl Capacity ozs. / ml	Dimension - in. / mm				Weight lbs. / kg
			A	B	C	D	
602212	3/4	32 / 946	10.24 / 260	2.22 / 56	4.50 / 114	5.52 / 140	3.6 / 1.6
602216	1						

Model No.	Drain Type	Port Size PTF	Dimension - in. / mm			Weight lbs. / kg
			A	B	C	
85387-12	Manual	3/4	10.44 / 265	2.22 / 56	14.75 / 375	10.6 / 4.8
85387-16		1				

Model No.	Drain Type	Port Size PTF	Dimension - in. / mm				Weight lbs. / kg
			A	B	C	D	
85388-12	Manual	3/4	10.44 / 265	2.38 / 60	10 / 254	5.52 / 140	6.9 / 3.1


Model No.	Drain Type	Port Size PTF	Dimension - in. / mm				Weight lbs. / kg
			A	B	C	D	
85389-12	Manual	3/4	10.44 / 265	2.22 / 56	10.25 / 260	5.52 / 140	7.8 / 3.5
85389-16		1					

AirCare™ Air Preparation Systems



Miniature Air Line Components—Air Line Filter

Model No.	Max. Air Supply psi / bar	Operating Temperature Range - F / C	Material of Construction		Element	
			Body	Bowl	Material	Particle Size
602103	150 / 10.3	0 to 125 / -18 to 79	Zinc	Polycarbonate	Porous Polypropylene	50μ




Miniature Air Line Components—Air Line Regulator

Model No.	Max. Air Supply psi/bar	Operating Temperature Range:	Material of Construction				Secondary (Gauge) Connections - in.
			Body	Bonnet	Valve Seals	Bottom Plug	
602003	300 / 20	0° to 150°F / -18° to 65°C	Zinc	Acetal	Brass/ Nitrile	Acetal	1/8 NPT (F)



Miniature Air Line Components—Air Line Lubricator

Model No.	Max. Air Supply psi/bar	Operating Temperature Range - F / C	Material of Construction			Recommended Lubricants
			Body	Bowl	Sight feed Dome	
602203	150 / 10.3	0 to 125 / -18 to 52	Aluminum	Polycarbonate	Transp. Nylon	Misting type oil 50 to 200 SSU (ISO Grade 7 to 46) at 100°F (38°C)



Miniature Air Line Combination Units

Filter-Regulator with Gauge-Lubricator

Model No.	Max. Air Supply psi / bar	Operating Temperature Range - F / C	Element Particle Size	Outlet Pressure Adj. Range psi/bar	Lubricator Bowl Capacity ozs. / ml
85672	150 / 10.3	0 to 150 / -18 to 65	50μ	5 to 100 / 0.3 to 6.9	1.0 / 30



Miniature Air Line Combination Units

Filter-Lubricator

Model No.	Max. Air Supply psi/bar	Operating Temperature Range - F / C	Element Particle Size	Lubricator Bowl Capacity ozs. / ml
85674	150 / 10.3	0 to 125 / -18 to 52	5μ	1.0 / 30

AirCare™ Air Preparation Systems

Model No.	Drain Type	Port Size PTF	Dimensions - in. / mm				Weight lbs. / kg
			A	B	C	Dia.	
602103	Manual	1/4	3.25 / 83	0.38 / 10	1.63 / 42	1.45 / 37	1.1 / 0.12

Model No.	Outlet Pressure Adj. Range psi/bar	Connections NPT-Female in.	Adjuster	Weight lbs. / kg	Dimensions - in. / mm			
					A	B	C	D
602003	5 to 100 / 0.3 to 6.9	1/4	Knob	0.3 / 0.13	2.52 / 64	0.39 / 10	1.63 / 41	1.45 / 37

Model No.	Connections NPT-Female in.	Bowl Capacity ozs. / ml	Dimension - in. / mm				Weight lbs. / kg
			A	B	C	Dia.	
602203	1/4	1.0 / 30	3.25 / 83	1.98 / 50	1.63 / 41	1.45 / 37	0.3 / 0.13

Model No.	Drain Type	Port Size PTF	Dimension - in. / mm				Weight lbs. / kg
			A	B	C	Dia.	
85672	Manual	1/4	3.25 / 83	1.98 / 50	5.61 / 143	1.45 / 37	1.3 / 0.6

Model No.	Drain Type	Port Size PTF	Dimension - in. / mm				Weight lbs. / kg
			A	B	C	Dia.	
85674	Manual	1/4	3.25 / 83	1.98 / 50	3.66 / 93	1.45 / 37	0.9 / 0.4

AirCare™ Air Preparation Systems



Modular Air Line Equipment Accessories—Lockout Valve

Install in-line or modular with other AirCare products to help conform to OSHA Lockout Regulations. In the closed position, valves block inlet air flow and exhaust downstream air.

Model	For Modular use with	For In-Line use with	Max. Air Supply psi / bar	Operating Temperature Range
247770	1/4" Modular	1/4"	250 / 17	0 to 150 / -20 to 65
247771	3/8" Modular	3/8"		
247772	1/2" Modular	1/2"		



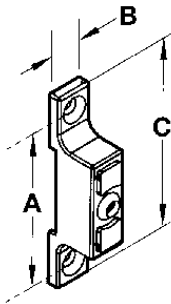
Modular Air Line Equipment Accessories—Quick Clamp

Use with Modular Air Line Components to provide modular installation capability. Flanges on the products slide into "V" grooves in the quick clamp. Two face-sealing o-rings in the quick clamp provide an air tight connection when the clamp is closed.

Model	For Modular Sizes	Dimensions - in. / mm A
247782	1/4" and 3/8"	1.50 / 38
247783	1/2" and 3/4"	2.00 / 51

Modular Air Line Equipment Accessories—Quick Clamp Wall Mounting Bracket

Use with quick clamp to provide secure mounting to a wall, machine panel or other flat surface.



Model	For Modular Sizes	Dimensions - in. / mm		
		A	B	C
247792	1/4" and 3/8"	2.32 / 59	0.55 / 14	2.91 / 74
247793	1/2" and 3/4"	3.25 / 83	0.95 / 24	4.0 / 102

Modular Air Line Equipment Accessories—Quick Mount Pipe Adapters


Use with quick clamp to provide threaded connections to the system piping.



Model No.	For Modular use with	Port Size - in.
247787	3/8" Modular	3/8
247789	1/2" and 3/4" Modular	3/8
247791		3/4

Modular Air Line Equipment Accessories—Manifold Block

Installs with quick clamps. Ports are threaded pipe to provide manifolding capability for up to three components.



Model No.	Port Size - in.	For Modular Sizes	Dimensions-in. / mm	
			A	B
247795	3/4	1/2" and 3/4"	2.27 / 57.8	3.15 / 80

AirCare™ Air Preparation Systems



Modular Air Line Equipment Accessories—Pressure Switch

Monitors air pressure and provides an electrical signal when the pressure drops below or exceeds the preset pressure. Installs between two quick clamps. Also provides three additional 1/4" auxiliary outlets.

Model No.	For Modular Sizes	Maximum Inlet Pressure psi / bar	Operating Temperature Range - F / C	Adjustment Range
247797	1/2" and 3/4"	250 / 17	0 to 150 / -20 to 65	30 to 150 / 2 to 10



Modular Air Line Equipment Accessories—Tamper Resistant Cover & Seal Wire

Install on the adjusting knob of regulators to help prevent unauthorized adjustment of the pressure setting.

Model No.	For Modular Sizes
247778	1/2" and 3/4"



Modular Air Line Equipment Accessories—Wall Mount Bracket

Use to secure Modular Air Line components to a wall, machine panel or other flat surface.

Model No.	For Modular Sizes
247775	1/4" and 3/8"
247776	1/2" and 3/4"



Air Line Equipment Accessories—Mounting Bracket and Nut-Miniature

Use to secure Miniature Air Line components to a wall, machine panel or other flat surface.

Model No.	Component
247774	All Regulators and Lubricators



Air Line Equipment Accessories—Pressure Gauges

Available in 1/8" NPT and 1/4" NPT back connection.

Model No.	For Regulator Sizes	Gauge Diameter	Connection	Pressure Range
247843	1/4" and 3/8"	1-1/2"	1/8" NPT	0 to 160 psig / 0 to 11
247844	1/2", 3/4" and 1"	2"	1/4" NPT	0 to 160 psig / 0 to 11
247863	1/2", 3/4" and 1"		1/4" NPT	0 to 300 psig / 0 to 20 bar

Guardian Grease Guns

For more than 100 years, service professionals have looked to Lincoln for lubrication equipment designed to meet the demands of day-to-day shop life. In response to overwhelming requests, Lincoln proudly makes its equipment available to those outside the service industry with our Guardian line of lubrication products. Designed for life outside the shop, Guardian brings you a level of performance previously unavailable in over-the-counter lubrication equipment. Every Guardian product is engineered to meet the industry's most exacting standards for reliability and performance. Like all Lincoln products, the Guardian name is your assurance that what you're buying is an extraordinary piece of equipment.



Grease Guns G100 Lever Action

Features electro-static, corrosion-resistant finish and non-slip knurling for better grip. Steel block head offers protection for hardened steel plunger. Heavy-duty steel barrel for long life. Posi-lock follower rod with T-handle provides sure-handed grip and easy filling at any position. Uses standard 14 oz. grease cartridge.

G102 “The Bulldog” Premium Lever Action

“The Bulldog” was designed to take punishment! Same as G100 plus filler nipple for 3-way loading; bulk, filler pump or cartridge. Bleeder valve allows purging of air from gun head. Includes sure-handle grip.

G112/G113 Heavy-Duty Pistol Grip

Die-cast head with 4" rigid pipe extension and coupler (G113 equipped with 18" flex hose extension and coupler). One-hand operation. Uses standard 14 oz. cartridge or can be bulk filled. Features heavy-duty steel barrel, electro-static, corrosion-resistant finish and non-slip knurling. Posi-lock follower rod with T-handle provides sure-handed grip and easy filling at any position.

G110 Mini Pistol Grip

Zinc die-cast head with 4" rigid pipe extension and coupler. Uses standard 3 oz. grease cartridges. Compact and lightweight, the G110 is the perfect tool for smaller, less frequent lubrication projects.

G120 Air-Operated Pistol Grip

Ergonomic pistol grip design ensures easy operation. Rugged stainless steel barrel for long life. Handy 3-way loading. 1/4" NPT air inlet. Develops up to 4800 psi operating pressure. Input pressure of 40-120 psi.

G150 Suction Gun

18 oz. capacity with 12" flex hose. Perfect for draining and filling differentials, clutches, power steering reservoirs and transmissions. Needs no priming. Features heavy-duty steel barrel, electro-static, corrosion-resistant finish and non-slip knurling.

Guardian Accessories



Adapters G160 Grease Gun Holder

Holds grease and suction guns with 2-1/2" OD barrel. Mount to any surface.

G901 4" Needle Nozzle

For those hard-to-reach grease points on farm equipment, 4WDs and other recreational vehicles. Use with hand grease guns only.

G902 Seal-Off Adapter With Rubber Tip

For use with grease plugs. Use with hand grease guns only. 1/8" NPT(f).

G903 Needle Nose Adapter

For those hard-to-reach spots. Use with hand grease guns only 1/8" NPT(f).

Guardian Accessories

G904



G904 Small 4-Way Grease Fitting Tool

For tap repair of damaged threads (1/4"-28) and removal of broken fittings.

G905 Large 4-Way Grease Fitting Tool

For tap repair of damaged threads (1/8"-NPT) and removal of broken fittings.

G905

G906 Grease Gun Pipe

6" extension replacement for grease guns. 1/8" NPT(m) on both ends.

G907 Grease Gun Filler Nipple

Used to bulk fill grease guns. 1/8" NPT(m) fitting.



G906



G907



G300



G310



G320



G321



G212

G212S

G321

Hose Extensions

For hand-operated grease guns only. Both ends have 1/8" NPT(m) threads. Working pressure 3500 psi. Burst pressure 14,000 psi.

Model	Description	Model	Description
G212	12" length	G218	18" length
G212S	12" length w/spring guard	G218S	18" length w/spring guard

Couplers

G300 Standard Grease Coupler

For use with most hand-operated grease guns and equipment. 1/8" NPT. Knurled body and mill flats for easy use, installation and removal.

G310 Heavy-Duty Grease Coupler

For use with most hand-operated grease guns and equipment. 1/8" NPT. Knurled body. Hex base for proper installation and removal.

G320 90° Grease Coupler

Specially designed for later model vehicles with hard-to-reach fittings. Complete with small and large quick-disconnect adapters.

G321 360° Grease Coupler

Designed for cars, trucks and equipment with hard-to-reach fittings. Great for front-wheel drive vehicles. 1/8" NPT(f) inlet.

Guardian Pumps



G400



G410



G402



G404



G401

G400 Lever-Action Bucket Pump

Fits 5-gallon buckets. Includes pump, 18" drum cover and 4' delivery hose. Perfect for transferring transmission fluid or heavier fluids.

G401 Lever-Action Barrel Pump

Fits 16- to 55-gallon drums. Delivers 10 oz. per stroke. Includes standard bung bushing. Designed for transfer of petroleum-based, non-corrosive liquids. Rugged, corrosive-resistant finish. Curved metal spout features threads to fit all garden hoses.

G402 Rotary Barrel Pump

Cast iron pump head for transferring petroleum-based, non-corrosive fluids. Comes with standard bung bushing. Delivers approximately one gallon per 18 revolutions of handle. Great for commercial, automotive, farm and industrial applications.

G404 Grease Gun Filler Pump

For bulk filling grease gun G102 or any gun using filler nipple G907. Fits 5-gallon buckets. Comes with follower plate, drum cover and filler adapter.


G410 Plastic Barrel Pump

Fits 5-, 6-, 15-, 30- and 55-gallon drums with 3/4" or 2" drum opening. For use with mild chemicals, antifreeze, detergent and petroleum-based products.

Guardian Pumps



G412



G415



G414



G781

G412 Plastic Bucket

5-gallon capacity. Dispenses on down stroke. Complete with fixed curved metal spout and bung adapter.

G414 Lift-Action Steel Piston with Fixed Spout

Zinc-plated steel drum pump for use with non-corrosive liquids. Fits all 2" drum openings on 16- to 55- gallon drums. Features die-cast head and curved metal spout.

G415 Lightweight Siphon Drum

Fits 55-gallon drums. Easily dispense small amounts of fluid.

Materials

Model	Materials (can be pumped)
G400	Antifreeze, automotive additives, motor oil, oils (heavy & light), transmission fluid
G401	Motor oil, oils (heavy & light), heating oil, lacquer thinner, solvents, thinners, transmission fluid
G402	Diesel fuel, heating oil, kerosene, lacquer thinner, motor oil, oils (heavy & light), transmission fluid
G404	Grease
G410	Acids (weak), alcohols, alkalis (weak), antifreeze, automotive additives, benzene, chloride water, detergents, diesel fuel, disinfectants, fertilizers, herbicides, lacquer thinner, motor oil, oils (light), thinners, transmission fluid
G412	Alcohols, antifreeze, automotive additives, benzene, chloride water, cleaning solutions, diesel fuel, heating oil, kerosene, lacquer thinner, motor oil, oils (heavy & light), petroleum products (other), soaps, solvents, thinners, transmission fluid, water (cold & hot), water-based fluids, waxes
G414	wLaacquesr thinner, motor oil, oils (heavy & light), petroleum products
G415	Acetone, acids (strong & weak), alkalis (weak), alcohols, antifreeze, automotive additives, benzene, chemicals (aggressive, mild, inorganic), cleaning solutions, corrosive fluids (mild), detergents, diesel fuel, disinfectants, farm chemicals, fertilizer, herbicides, insecticides, motor oil, oils (light), soaps, water (cold)

Additional Accessories

G781 Waste Oil Drain

5-gallon capacity, telescopic drain pan tube.

Guardian Oil Accessories



G503



G524



G525



G528



G700



G702



G701



G705

Oiler Cans

Guardian offers oilers in variety of sizes with rigid or flexible spouts to fit your needs.

Model	Description
G502	6 oz, rigid spout
G503	6 oz, flexible spout
G504	12 oz, rigid spout
G507	16 oz, flexible spout

Flexible Spout Measures

Guardian's flexible spout measures are designed for one-hand operation. Thumb-operated valve controls flow. 14" flexible spout with tapered tip swings into the necessary angle for hard-to-reach spots. Recessed bottom drains fully and guards against puncture. Rolled-edge top helps prevent spilling.

Model	Description
G524	4 quarts
G525	5 quarts
G528	8 quarts

Filter Wrenches

G700 Heavy-Duty Filter Wrench

With swivel handle For those hard-to-reach filters. Fits standard car and truck filters 3-1/2" to 3-7/8" diameter.

G701 Heavy-Duty Filter Wrench

With swivel handle For hard-to-reach filters. Fits standard car and truck filters 2-7/8" to 3-3/16" diameter.

G702 Universal Nylon Strap Filter Wrench

Easily adapts to any spin-on filter up to 6" in diameter. Works with 1/2" drive socket wrench.

G705 Adjustable Filter Wrench

Adjustable band conforms to filters ranging in size from 2-3/4" to 4" in diameter

Guardian Grease

Multi-Purpose Lithium Grease

Heavy-duty, lithium-based grease is great for most agricultural, automotive and industrial applications. Perfect for chassis and U-joints that require frequent regreasing.

Model	Quantity	Size
G800	2 pack	3 oz.
G801	4 pack	3 oz.
G802	1 cartridge	14 oz.

Heavy-Duty Red Farm/Industrial Grease

This durable "red" grease is ideal for high-wear applications. Manufactured to resist rust, oxidation, extreme pressures. Water insoluble.

Model	Quantity	Size
G830	1 cartridge	14 oz.



G802



G800



G721



Grease Fitting Assortment

Grease Fitting Assortments

Guardian assortments contain the most popular fittings.

G600 Mini SAE

Quantity	Description
2	1/4"-28 straight short w/ball check
2	1/8"-27 straight long w/ball check
2	1/8"-27 45° short w/ball check
2	1/8"-27 90° long w/ball check

G601 Mini Metric

Quantity	Description
2	6mm x 1 straight
2	6mm x 1 45°
2	6mm x 1 90°
2	8mm x 1 straight

G620 Deluxe SAE

Quantity	Description
8	1/4"-28, straight short w/ball check
7	1/8"-27, straight long w/ball check
5	1/8"-27, 45° short w/ball check
5	1/8"-27, 90° long w/ball check
3	1/4"-28, 90° short w/ball check
2	1/4"-28, 45° short w/ball check

Grease Fittings

Guardian fittings are engineered for automotive, industrial and farm applications.

Domestic/SAE Fittings

Quantity	Model	Description
10	G630	1/4"-28 straight short w/ball check
10	G631	1/8"-27 straight long w/ball check
10	G632	1/8"-27 45° short w/ball check
10	G633	1/8"-27 90° long w/ball check
10	G634	1/4"-28, 90° short w/ball check
10	G635	3/16"-drive/ball check
10	G636	1/4"-28, 45° short w/ball check

Metric Fittings

Quantity	Model	Description
10	G640	6mm x 1, straight
10	G641	6mm x 1, 45°
10	G642	6mm x 1, 90°
10	G644	8mm x 1, 45°
10	G645	8mm x 1, 90°

G721 Universal Bearing Packer

Will pack any bearing up to 4-1/2" ID while forcing out old grease. Can be used with any manual grease gun.

Numerical Index

Model No.	Page No.	Model No.	Page No.	Model No.	Page No.	Model No.	Page No.
AC2400	5	K000055BB	29, 30	758	58	1147	8
AC2440	5	K000055DC	30	758F	58	1148	7, 8
G100	80	K000055LB	30	769	58	1148CLR	10
G102	80	K000055LT	29, 30	774	58	1151	8
G110	80	K000275BB	29	775	58	1162	6, 9, 11
G112	80	K050120DC	22, 23	776	58	1200	4
G113	80	K050120LT	22, 23	779	58	1201	4
G120	80	K050400DC	22, 23	780	36, 37, 58	1210	4
G150	80	K050400LT	22, 23	799	58	1215	4
G160	80	K40600SSU	29, 30	812	47, 61	1215A	4
G212	81	MV6410	36, 37	813	61	1218	4, 11
G212S	81	MV7201	45	815	21, 24, 32, 33, 36, 38	1224	4, 11
G300	81	MV7300	45		39, 49, 62, 63, 64	1230	3, 4, 6, 9, 11
G310	81	MV7400	45	816	17	1236	2, 4, 11
G320	81	RPM7	38	840	62	1240	4
G321	81	RPM8	38	844	17	1240CLR	10
G400	81, 82	RPM10	38	845	62	1242	4
G401	81, 82	V305016DC	29	846	49, 62	1244	4
G402	81, 82	V305275BB	29	857	61	1253	36, 37
G404	81, 82	V350120DC	22	867	59	1253LN	37
G410	81, 82	V350120HF	22	870	37, 61	1254	36, 37
G412	82, 82	V350120LT	22, 23	871	61	1272	27
G414	82, 82	V350400DC	22	873	61	1275	27
G415	82, 82	V350400HF	22	876	59	1292	27
G502	83	V350400LT	22	877	59	1293	36, 37
G503	83	V40600SSU	29, 30	878	59	1296	28
G504	83	V41000SSU	30	881	59	1326	40
G507	83	V410055BB	30	883	59	1335	40
G524	83	V410055DC	30	899	59	1340	40
G525	83	V410055LB	30	905	59	1384	41
G528	83	V410055LT	29, 30	905SF	59	1385	41
G600	84	V450120DC	23	912EF	59	1385-H	41
G601	84	V450400DC	23	912ER	59	1387	41
G620	84	V450400HF	23	917	20	1401	3, 4
G630	84	V450400HR	23	917-57	20, 21	1410	3, 4
G631	84	V450400LT	23	918	24	1414	4
G632	84	V305000000	29	926	24	1418	24
G633	84	V305005W	29	926-1	24	1426	24
G634	84	V350120000	22	939	63	1426-1	24
G635	84	V350400000	22	940	62	1440CLR	10
G636	84	V406000000	29, 30	950	62	1442	3, 4
G640	84S	V406005W	30	954	59	1444	3, 4
G641	84	V410000000	29	960	62	1716	26
G642	84	V410005W	30	961	61	1801	3, 4
G644	84	V450120000	23	962	61	1815A	4
G645	84	V450400000	23	963	61	1842	3, 4
G700	83	V4501200000	23	964	61	1844	3, 4
G701	83	V4504000000	23	967	38, 59	1850	2
G702	83	224	17	980	38, 59	1861	2, 4
G705	83	346P	20	981	59	1862	2, 3
G721	84	500L	28	982	38, 59	1864	2
G781	82	527	36, 37	987	21	1901	35
G800	84	527A	37	989	21	1903	26
G801	84	535	36, 37	1013	9	1904	26
G802	84	535LN	37	1035	9	1908	26
G830	84	535-58	37	1037	9	1910	26
G901	80	549	37	1100CLR	10	1914	35
G902	80	549-58	37	1107CLR	10	1952	35
G903	80	613	42, 43	1132	8	2424	33
G904	81	615	8, 45	1133	8	2435	37
G905	81	674	20, 25, 37	1134	8	2435LN	37
G906	81	712	58	1134CLR	10	2437	33
G907	81	712F	58	1142	7, 8	2524	33
K00000SSU	30	712R	58	1142CLR	10	2535	36, 37
K000016DC	29	740	19, 20, 21, 49, 57	1145	9	2537	33

Numerical Index

Model No.	Page No.	Model No.	Page No.	Model No.	Page No.	Model No.	Page No.
2740	24	5182C	15	9917	19, 22	73060	29, 30, 33, 34, 37, 54
2873	37, 61	5183	15	9917-57	19	73120	54
3029	11	5183C	15	9989	19, 22	73240	52, 54
3034	11	5184	14	10198	22, 23, 54	73360	49, 52, 54
3050	49, 57	5185	14	10199	54	73480	52, 54
3055	11	5186	14	10200	54	73600	49, 52, 54
3056	11	5190	14	10202	54	73720	49, 54
3601	44	5191	14	10204	54	73900	54
3605	42, 43	5200	15	10460	12	74024	49, 52, 54
3608	43	5200C	15	10461	16	74060	54
3609	42, 43	5210	15	10462	21, 39	74480	52, 54
3610	43	5210C	15	10522	54	74560	37
3613	43	5290	14	10536	12	74600	49, 52, 54
3614	43, 44	5291	14	10787	16	74900	54
3617	44	5300	15	11197	54	75024	52, 54
3618	44	5300C	15	11485	16	75060	22, 23, 24, 54
3624	44	5318	15	11509	16	75084	19, 20, 21, 24, 54
3643	43	5350	15	11659	21, 24, 32, 33, 38	75120	54
3644	42, 43	5350C	15	39, 49, 62, 63, 64	75168	54
3866	59	5385	15	11660	64	75240	54
3867	59	5385C	15	11661	64	75360	49, 52, 54
3868	59	5400	15	11852	54	75480	52, 54
3942	59	5400C	15	12287	54	75600	49, 52, 54
4100	42, 46	5410	15	12957	54	75912CL	11
4105	46	5410C	15	13329	64	75918CL	11
4110	46	5468	14	13331	64	75924CL	11
4283	38	5469	14	20026	16	75936CL	11
4417	21	5470	14	20028	16	76024A	52, 54
4459	21	5490	14	20029	16	76024B	49, 52, 54
4475	39	5491	14	46007	19, 20, 21, 24, 25	76120B	54
4480	39	5527	15	32	76360B	52, 54
4489	21	5527C	15	58000	13	76600A	52, 54
4490	39	5701	15	62028	13	76600B	49, 52, 54
4491	38, 39	5701C	15	62061	13	76900B	54
4492	39	5706	15	62117	13	78600	52
4493	38	5706C	15	66060	25	79060	27
5000	15	5803	13	66100	68, 69	80133	28
5000C	15	5805	13	66101	68	80202	22, 23, 24, 25
5003	15	5806	13	66111	68	80423	63
5003C	15	5807	13	66493	42, 46	80599	37
5010	15	5812	11	66584	58	80895	19, 20, 25, 37, 42
5010C	15	5818	11	66764	26, 35	80924	27
5013	15	5834	9, 13, 27	66951	49, 62, 63	80933	11, 12, 27
5013C	15	5845	11, 12, 13, 57	66953	16	80999	37
5031	15	5848	12, 13	67171	54	81133	51
5031C	15	5849	13	68410	59	81168	27
5033	15	5852	2, 5, 8, 12, 13, 27	68620	46	81323	51
5033C	15	5852-2	12	70526	42, 43	81386	57
5050	15	5852-5	12	71512	11	81387	19, 20, 21, 49, 57
5050C	15	5852-54	12	71518	8, 11	81412	26
5175	15	5853	8, 9, 13	72024	32, 49, 52, 54	81458	11, 12, 27
5175C	15	5855	13	72024A	29, 30, 52, 54	81495	57
5176	15	5858	11	72036	24, 34, 46, 54	81523	24, 25
5176C	15	5859	13	72060	33, 34, 54	81538	26
5177	15	5861	11	72120	54	81606	57
5177C	15	5862	64	72240	54	81673	27
5178	15	5874	19, 22, 23, 29, 30, 64	72360	49, 52, 54	81703	57
5178C	15	5875	19, 22, 23, 29, 30, 64	72360A	49, 54	81723	57
5179	15	5876	64	72480A	52, 54	81725	11
5179C	15	5883	12	72600	49, 52, 54	81726	11
5180	15	5884	13	72600A	49, 52, 54	81728	57
5180C	15	5980	62	72720A	49, 54	81729	49, 57
5181	15	5983	63	72900A	54	81768	27
5181C	15	5990	62	73024	29, 30, 32, 49, 52, 54	81795	11, 13
5182	15	6917	20	73036	34, 54	81974	57

Numerical Index

Model No.	Page No.	Model No.	Page No.	Model No.	Page No.	Model No.	Page No.
81980	13	84673	53	85792	19, 22	94274DS	49
82050	21, 24	84700	46	85799	60	94300	49
82054	24	84714	42, 46	85806	29	94334	38, 49
82070	58	84775	19, 21, 25	85807	29, 30	94354	38, 49
82072	57	84780	17, 19, 21, 22, 23, 24, 25, 26, 28	85824	29, 30, 34	94354DS	49
82073	57	84799	59, 60	85826	22, 23, 29	94364	49
82080	57	84815	46	85827	22, 23, 30	94474DS	49
82087	57	84816	46	85829	22	94500	49
82157	57	84817	46	85840	23	94532	49
82158	57	84824	46	85935	34	94532G	49
82206	52	84826	35	85949	29, 32, 33, 34	94552	49
82230	40	84829	23, 40	89010	53	94552G	49
82251	57	84933	32, 33	90464	60	94553	49
82252	57	84934	32, 33, 38	90656	21	94553DS	49
82258	60	84935	32, 34	90776	16	94553H	49
82393	57	84940	32, 34	91024	55	94673DS	49
82399	19, 21, 57	84941	25, 32, 34	91025	55	102697	17
82413	69	84942	25, 34	91026	55	102891	17
82439	34, 35	84945	29, 30, 32, 34, 35	91027	56	102929	17
82460	42	84946	32, 34, 35	91028	56	103307E	16
82716	21	84951	47	91029	55	103308E	16
82730	26, 35	85001	52	91030	56	103309E	16
82757	36, 37	85002A	52	91031	56	237105	44, 46
82760	8	85003-30	52	91032	56	241408	44, 46
82784	13	85004	52	91033	56	241409	44, 46
82786	43	85004-50	52	91034	56	241584	29, 30, 32, 33
82790	35	85005	52	91108	8, 28	241937	40
82792	26	85006-30B	52	91197	42, 43	242911	60
82793	26	85004-50B	52	91265	37	244390	42
82883	26	85008-50A	52	91392	60	245976	12
82895	35	85009-50	52	91499	21	245978	12
82906	58	85010-50	52	92572	46	247748	42
82932	58	85011	52	93547	37, 60	247770	78
83115	23, 29, 30, 32	85012	52	93548	59, 60	247771	78
83131	30	85021	57	94000	38	247772	78
83132	35	85232	52	94000DS	49	247774	79
83271	26	85255	46	94100	49	247775	79
83278	13	85387-4	72, 73	94100M	49	247776	79
83366	24, 25	85387-6	72, 73	94100DS	49	247778	79
83369	26	85387-8	72, 73	94200DS	49	247782	78
83386	42, 43	85387-12	74, 75	94300DS	49	247783	78
83447	24, 33	85387-16	74, 75	94400DS	49	247787	78
83463	52	85388-4	72, 73	94500DS	49	247789	78
83463-30	52	85388-8	72, 73	94600DS	49	247791	78
83464	52	85388-12	74, 75	94132	49	247792	78
83464-50	52	85389-8	72, 73	94132A	49	247793	78
83513	21	85389-12	74, 75	94132W	49	247795	78
83594	57	85389-16	74, 75	94133	49	247797	79
83753	51	85515	51, 52	94133A	49	247843	21, 39, 68, 79
83754	51	85516	51, 52	94133W	49	247844	68, 79
83938	57	85517	51, 52	94152	49	247863	68, 79
84122	51	85622	66	94152A	49	260380	58, 60
84191	25, 37	85627	40	94152W	49	260381	58, 60
84192	20, 25, 37	85632	40	94153	49	261102	39
84257	51	85634	40, 46	94153A	49	261103	39
84275	53	85636	40	94153M	49	261104	39
84335	35	85672	76, 77	94153W	49	272251	66
84347	51	85674	76, 77	94154	49	273299	22, 23, 29, 30
84377	25, 37	85700-30	66	94154A	49	274327	20
84432	53	85700-50	66	94154DS	49	274681	24
84538	32, 33, 34	85716	32, 33, 34	94154M	49	274712	28
84606	63	85755	32, 34	94154W	49	274728	24
84667	24	85765	32, 34	94163	49	274790	28
84668	24	85791	19, 22	94163DS	49	274843	24
84672	53			94273DS	49	274932	22

Numerical Index

Model No.	Page No.	Model No.	Page No.	Model No.	Page No.	Model No.	Page No.
275172.....	54	277265.....	66	600016.....	69	602112.....	72, 73
275173.....	54	277266.....	66	600103.....	68	602113.....	72, 73
275174.....	51	277267.....	66	600104.....	46, 69	602116.....	72, 73
275175.....	51	277280.....	66	600106.....	69	602117.....	72, 73
275184.....	27	277281.....	66	600108.....	69	602134.....	70, 71
275197.....	34	277538.....	67	600112.....	69	602136.....	70, 71
275260.....	22, 23	277564.....	47	600116.....	69	602138.....	70, 71
275296.....	43	277565.....	47	600203.....	68	602203.....	76, 77
275370.....	19	277566.....	47	600204.....	69	602204.....	70, 71
275398.....	29, 30	277633.....	67	600206.....	69	602206.....	70, 71
275413.....	29, 30	277635.....	67	600208.....	69	602208.....	70, 71
275415.....	22, 29, 30	277814.....	58	600212.....	69	602212.....	74, 75
275416.....	23	280690.....	59	600216.....	69	602216.....	74, 75
276281.....	58, 60	282133.....	33	600301.....	69	630104.....	65
276283.....	60	282396.....	32, 33	600401.....	38, 68	630204.....	65
277219.....	67	282398.....	32, 33, 38	602003.....	21, 24, 39, 76, 77	632004.....	65
277230.....	67	282597.....	34	602004.....	70, 71	640104.....	65
277232.....	67	282876.....	34, 35	602005.....	70, 71	640106.....	65
277233.....	67	282902.....	34	602006.....	70, 71	640204.....	65
277234.....	67	282930.....	58	602007.....	70, 71	640206.....	65
277235.....	67	282941.....	58	602008.....	70, 71	642006.....	65
277236.....	67	282951.....	58	602009.....	70, 71	650108.....	65
277237.....	67	284168.....	33	602012.....	74, 75	650208.....	65
277238.....	67	285133.....	33	602013.....	74, 75	652008.....	65
277239.....	67	285168.....	33	602016.....	74, 75	875172.....	51
277250.....	66	600003.....	38, 68	602103.....	76, 77	1230120.....	54
277254.....	67	600004.....	46, 69	602104.....	70, 71		
277255.....	67	600006.....	69	602106.....	70, 71		
277256.....	67	600008.....	69	602108.....	70, 71		
277258.....	67	600012.....	69	602109.....	70, 71		

Lubricating Tools and Accessories Display Centers

Purchase Lincoln's best selling lubrication products. . .
and we give you the merchandiser!



Model 218
Lincoln 2-Sided
Merchandiser
Display
24" x 72"



Model 219
Lincoln/Guardian
2-Sided Combo
Merchandiser
Display, 24" x 72"



Model 212
Lincoln Mini
Merchandiser
24" x 32"



Model 214
Guardian
Mini
Merchandiser
24" x 32"

MODEL	Description	212 Lincoln Mini	213 Combo Mini	214 Guardian Mini	218 2-sided Lincoln	219 2-sided Combo
1133	GUN, GREASE PISTOL	1	1		2	1
1142	GUN, LEVER	1	1		2	2
1132	GUN, GREASE PISTOL				1	
1147	GUN, LEVER				1	
1148	GUN, LEVER DELUXE	1			1	1
1162	GUN, AUTOMATIC AIR OPERATED				1	1
224	BEARING PACKER				1	
5184	FTG, MINI METRIC ASST				1	
5185	FTG, METRIC ASST				1	
5190	FTG, LUBE STR 1/8MPT QTY-10	1			1	1
5191	FTG, LUBE STR 1/4-28 QTY-10				1	
5290	FTG, LUBE 45° 1/8MPT QTY-10				1	1
5291	FTG, LUBE 45° 1/4-28 QTY-10				1	
5468	FTG, LUBE ASSORTMENT	1			1	
5470	FTG, LUBE ASSORTMENT				1	1
5490	FTG, LUBE 90° 1/8MPT QTY-10				1	1
5491	FTG, LUBE 90° 1/4-28 QTY-10				1	
5803	NEEDLE ASSY	1	1		1	1
5812	HOSE, WHIP W/SPR				2	1
5818	HOSE, WHIP W/SPR	1	2		2	1
5845	COUPLER, HYD ASSY	1	1		1	1
5848	COUPLER, HYD SWIVEL ASSY	1			1	1
5852	COUPLER, MIDGET HYD	1	1		1	1
5852-2	COUPLER, MIDGET HYD, 2 PKG				1	
5855	ADPTR, HYD ASSY				1	1
5859	ADPTR, HYD ASSY				1	1
615	GUN, SUCTION	1			1	1
62028	NOZZLE, EXTENSION				1	
66953	TOOL, EASY OUT				1	
71512	HOSE, WHIP 12"				1	
71518	HOSE, WHIP 18"				1	
740	VALVE, CONTROL ASSY				1	1
81387	SWIVEL, UNIVERS				1	1
82760	GREASE GUN HOLDER CLAMP				1	
82784	NEEDLE NOZZLE ASSY	1			1	1
83594	SWIVEL, UNIVERS				1	1
90776	TOOL, EASY OUT				1	
91108	FILLER NIPPLE	1	1		1	1
G100	GUN, GREASE STD LVR ACTI		1	1		1
G102	GREASE GUN					2
G110	GUN, GREASE, MINI PISTOL			1		2
G112	GUN, GREASE, HD PISTOL		1	1		1
G113	GUN, PISTOL GREASE					1
G150	GUN, SUCTION					1
G160	HOLDER, GREASE GUN			1		1
G212	HOSE, 12"-1/8" NPT			2		1
G212S	HOSE, 12"-1/8" NPT, W/SPRING					1
G218	HOSE, 18"-1/8" NPT			2		1
G218S	GREASE HOSE W/SPRING 18"					1
G300	COUPLER, STD		1	1		1
G310	COUPLER, HD			1		1
G321	COUPLER, SWIVEL, 360 DEG			1		1
G600	FITTINGS, DOMESTIC MINI		1	1		1
G601	FITTINGS, METRIC MINI		1	1		1
G800	GREASE, TUBE LITHIUM 2 PK			1		
G901	ADAPTER, 4" NEEDLE NOZZL		1	1		1
G904	TOOL, GREASE 4-WAY SM			1		1
G905	TOOL, GREASE 4-WAY LG			1		1
G907	FITTING, GREASE GUN LOADER					1

© SKF is a registered trademark of the SKF Group.

© Lincoln is a registered trademark of Lincoln Industrial Corp.

© SKF Group 2009

The contents of this publication are the copyright of the publisher and may not be reproduced (even extracts) unless prior written permission is granted. Every care has been taken to ensure the accuracy of the information contained in this publication but no liability can be accepted for any loss or damage whether direct, indirect or consequential arising out of the use of the information contained herein.

FORM 442940 • October 2011

