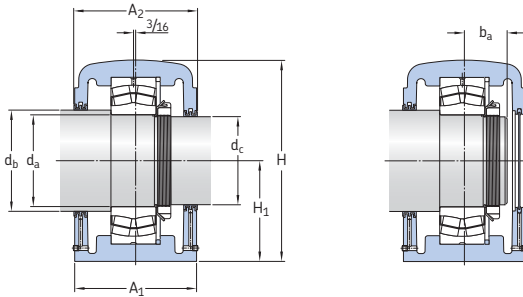
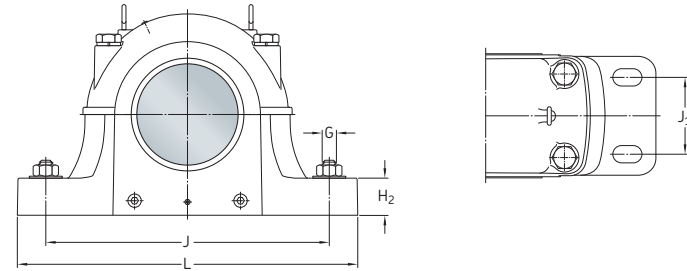


9.2 SDAF pillow blocks with spherical roller bearings with a cylindrical bore
Series SDAF 222(00), 223(00)
d_a 85 – 220 mm



Units of measurement
 In this chapter only imperial units are used. To convert imperial units to metric units, refer to the conversion table on page 10.



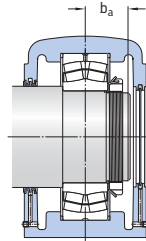
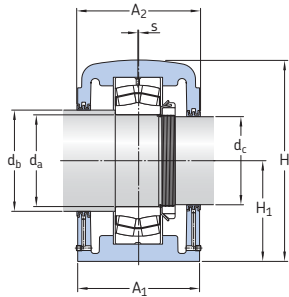
Shaft diameter			Complete pillow block	Components Pillow block housing	Bearing ¹⁾	Stabilizing ring ²⁾ (1 incl.)	Labyrinth seal Shaft d _b	Lock nut	Lock washer	Mass	
d _a	d _b	d _c									
mm	in.									lb.	
85	3 15/16	3 3/16	SDAF 22317	SDAF 317	22317 E	SR 20-17	LER 93	LER 69	AN 17	W 17	83
100	4 1/2	3 13/16	SDAF 22220 SDAF 22320	SDAF 220 SDAF 320	22220 E 22320 E	SR 20-17 SR 24-20	LER 205 LER 205	LER 87 LER 87	AN 20 AN 20	W 20 W 20	80 141
110	4 7/8	4 3/16	SDAFS 22222 ³⁾ SDAF 22322	SDAFS 222 SDAF 322	22222 E 22322 E	SR 22-19 SR 0-22	LOR 121 LOR 121	LOR 113 LOR 113	AN 22 AN 22	W 22 W 22	102 172
120	5 5/16	4 9/16	SDAF 22224 SDAF 22324	SDAF 224 SDAF 324	22224 E 22324 CC/W33	SR 24-20 SR 0-24	LOR 127 LOR 127	LOR 119 LOR 119	AN 24 AN 24	W 24 W 24	118 304
130	5 7/8	4 15/16	SDAF 22226 SDAF 22326	SDAF 226 SDAF 326	22226 E 22326 CC/W33	SR 26-0 SR 0-26	LOR 136 LOR 136	LOR 122 LOR 122	AN 26 AN 26	W 26 W 26	169 330
140	6 1/4	5 5/16	SDAFS 22228 ³⁾ SDAF 22328	SDAFS 228 SDAF 328	22228 CC/W33 22328 CC/W33	SR 28-0 SR 0 28	LOR 144 LOR 144	LOR 127 LOR 127	AN 28 AN 28	W 28 W 28	175 331
150	6 5/8	5 3/4	SDAF 22230 SDAF 22330	SDAF 230 SDAF 330	22230 CC/W33 22330 CC/W33	SR 30-0 SR 36-30	LOR 151 LOR 151	LOR 134 LOR 134	AN 30 AN 30	W 30 W 30	200 466
160	7	6 1/16	SDAF 22232 SDAF 22332	SDAF 232 SDAF 332	22232 CC/W33 22332 CC/W33	SR 32-0 SR 38-32	LOR 156 LER 225	LOR 142 LER 217	AN 32 AN 32	W 32 W 32	264 537
170	7 7/16	6 7/16	SDAF 22334	SDAF 334	22334 CC/W33	SR 40-34	LER 230	LER 220	AN 34	W 34	554
180	7 13/16	6 7/8	SDAF 22236 SDAF 22336	SDAF 236 SDAF 336	22236 CC/W33 22336 CC/W33	SR 36-30 SR 0-36	LOR 165 LER 234	LOR 154 LER 223	AN 36 AN 36	W 36 W 36	436 623
190	8 3/8	7 1/4	SDAF 22238 SDAF 22338	SDAF 238 SDAF 338	22238 CC/W33 22338 CC/W33	SR 38-32 SR 44-38	LER 240 LER 240	LER 229 LER 229	AN 38 AN 38	W 38 W 38	510 734
200	8 3/4	7 5/8	SDAF 22240	SDAF 240	22240 CC/W33	SR 40-34	LER 244	LER 233	AN 40	W 40	389
220	9 9/16	8 5/16	SDAF 22244	SDAF 244	22244 CC/W33	SR 44-38	LER 248	LER 239	N 44	W 44	787

¹⁾ Optional internal radial clearance (e.g. C3) available on request.
²⁾ For a free unit, discard the enclosed stabilizing ring.
³⁾ Available only in steel.

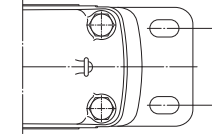
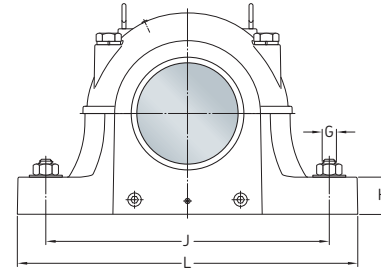
Complete pillow block Designation	Dimensions										
	A ₁	A ₂	b _a	H	H ₁	H ₂	J _{min}	J _{max}	J ₁	L	G
	in.										
SDAF 22317	6	6 3/4	2 1/16	8 15/16	4 1/2	1 7/8	11 5/8	13 3/8	3 3/8	15 1/4	3/4
SDAF 22220 SDAF 22320	6 6 7/8	6 3/4 7 3/8	1 59/64 2 7/16	8 15/16 10 1/2	4 1/2 5 1/4	1 7/8 2 1/4	11 5/8 13 1/4	13 3/8 14 1/2	3 3/8 4 1/8	15 1/4 16 1/2	3/4 7/8
SDAFS 22222 SDAF 22322	6 3/4 7 1/2	7 1/4 8	2 1/8 2 5/8	9 7/8 11 7/8	4 15/16 6	2 1/8 2 3/8	12 5/8 14 5/8	14 1/2 16	4 4 1/2	16 1/2 18 3/8	7/8 1
SDAF 22224 SDAF 22324	6 7/8 7 7/8	7 3/8 8 3/8	2 9/32 2 13/16	10 1/2 12 9/16	5 1/4 6 5/16	2 1/4 2 1/2	13 1/4 17	14 1/2 18 1/4	4 1/8 4 3/4	16 1/2 21 1/4	7/8 1 1/8
SDAF 22226 SDAF 22326	7 1/2 8 1/4	8 8 3/4	2 15/32 3	11 7/8 13 7/16	6 6 11/16	2 3/8 2 1/2	14 5/8 17 3/8	16 19 1/4	4 1/2 5	18 3/8 22	1 1 1/8
SDAFS 22228 SDAF 22328	7 1/2 9	7 3/16 9 3/8	— 3 1/4	12 1/16 14 1/4	6 7 1/16	2 3/8 2 1/2	16 19 3/8	17 1/8 21 5/8	4 1/2 5 1/2	20 1/8 24 3/4	1 1 1/4
SDAF 22230 SDAF 22330	7 7/8 9 3/8	8 3/8 9 3/4	2 49/64 3 7/16	12 9/16 15 3/16	6 5/16 7 1/2	2 1/2 2 3/4	17 20 7/8	18 1/4 23 5/8	4 3/4 5 7/8	21 1/4 26 3/4	1 1/8 1 1/4
SDAF 22232 SDAF 22332	8 1/4 10	8 3/4 10 5/8	2 31/32 3 5/8	13 7/16 16	6 11/16 7 7/8	2 1/2 3	17 3/8 21 1/2	19 1/4 23 1/2	5 6 1/4	22 27 5/8	1 1/8 1 3/8
SDAF 22334	10 1/2	11 1/8	3 3/4	16 7/8	8 1/4	3 1/4	23	25	6 3/4	28 3/4	1 3/8
SDAF 22236 SDAF 22336	9 3/8 10 3/4	10 11 3/8	3 9/64 3 7/8	15 3/16 17 15/16	7 1/2 8 7/8	2 3/4 3 1/4	20 7/8 24 3/8	23 5/8 26 3/8	5 7/8 6 7/8	26 3/4 30 1/2	1 1/4 1 1/2
SDAF 22238 SDAF 22338	10 11 1/4	10 5/8 11 7/8	3 9/64 4 1/16	16 19	7 7/8 9 1/2	3 3 1/2	21 1/2 25 5/8	23 1/2 27 7/8	6 1/4 7 1/4	27 5/8 32	1 3/8 1 1/2
SDAF 22240	10 1/2	11 1/8	3 1/2	16 7/8	8 1/4	3 1/4	23	25	6 3/4	28 3/4	1 3/8
SDAF 22244	11 1/4	11 7/8	3 5/8	19	9 1/2	3 1/2	25 5/8	27 7/8	7 1/4	32	1 1/2

9.4 Extended range pillow blocks with spherical roller bearings with a cylindrical bore Series SDAF 230(00), 231(00), 232(00)

d_a 240 – 420 mm



Units of measurement
In this chapter only imperial units are used. To convert imperial units to metric units, refer to the conversion table on page 10.



Shaft diameter			Complete pillow block	Components Pillow block housing	Bearing ¹⁾	Stabilizing ring ²⁾ (2 req'd)	Labyrinth seal Shaft d_b	Lock nut	Lock washer	Mass	
d_a	d_b	d_c									mm
240	10 1/2	9 3/16	SDAF 23248	SDAF 3248	23248 CAC/W33	36053-114	ERF 840	ERF 923	N 048	PL 48	1100
260	11 1/2	9 5/16	SDAF 23152	SDAF 3152	23152 CAC/W33	36053-114	ERF 832	ERF 845	N 052	PL 52	1050
	11 1/2	9 5/16	SDAF 23252	SDAF 3252	23252 CAC/W33	A 8968	ERF 832	ERF 845	N 052	PL 52	1350
280	12 1/2	10 3/4	SDAF 23156	SDAF 3156	23156 CAC/W33	A 8967	ERF 866	ERF 826	N 056	PL 56	1250
	12 1/2	10 3/4	SDAF 23256	SDAF 3256	23256 CAC/W33	36053-157	ERF 866	ERF 826	N 056	PL 56	1400
300	13	11 1/2	SDAF 23060	SDAF 3060	23060 CAC/W33	A 8967 ³⁾	ERF 824	ERF 832	N 060	PL 60	1200
	13	11 1/2	SDAF 23160	SDAF 3160	23160 CAC/W33	36053-157	ERF 846	ERF 856	N 060	PL 60	1350
	13	11 1/2	SDAF 23260	SDAF 3260	23260 CAC/W33	36053-130	ERF 846	ERF 856	N 060	PL 60	1900
320	13 3/4	12 1/4	SDAF 23064	SDAF 3064	23064 CC/W33	A 8968 ³⁾	ERF 943	ERF 804	N 064	PL 64	1300
	14	12 1/4	SDAF 23164	SDAF 3164	23164 CAC/W33	A 8970	ERF 876	ERF 983	N 064	PL 64	1850
	14	12 1/4	SDAF 23264	SDAF 3264	23264 CAC/W33	36053-137	ERF 876	ERF 983	N 064	PL 64	2500
340	15	13	SDAF 23068	SDAF 3068	23068 CAC/W33	A 8969 ³⁾	ERF 806	ERF 824	N 068	PL 68	1550
	15	13	SDAF 23168	SDAF 3168	23168 CAC/W33	36053-137	ERF 847	ERF 846	N 068	PL 68	2450
	15	13	SDAF 23268	SDAF 3268	23268 CA/W33	36053-143	ERF 847	ERF 846	N 068	PL 68	2650
360	15 3/4	13 3/4	SDAF 23072	SDAF 3072	23072 CAC/W33	A 8970 ³⁾	ERF 969	ERF 874	N 072	PL 72	1650
	16	13 3/4	SDAF 23172	SDAF 3172	23172 CC/W33	36053-167	ERF 809	ERF 874	N 072	PL 72	2500
	16	13 3/4	SDAF 23272	SDAF 3272	23272 CA/W33	36053-150	ERF 965	ERF 981	N 072	PL 72	2950
380	16 3/4	14 1/2	SDAF 23076	SDAF 3076	23076 CAC/W33	A 8971 ³⁾	ERF 822	ERF 950	N 076	PL 76	1700
	17	14 1/2	SDAF 23176	SDAF 3176	23176 CA/W33	36053-143	ERF 811	ERF 950	N 076	PL 76	2500
	17	14 1/2	SDAF 23276	SDAF 3276	23276 CA/W33	36053-152	ERF 838	ERF 984	N 076	PL 76	3050
400	17 1/2	15 3/8	SDAF 23080	SDAF 3080	23080 CAC/W33	36053-153 ³⁾	ERF 999	ERF 942	N 080	PL 80	2300
	17 1/2	15 3/4	SDAF 23180	SDAF 3180	23180 CA/W33	36053-150	ERF 967	ERF 895	N 080	PL 80	2800
	17 1/2	15 3/4	SDAF 23280	SDAF 3280	23280 CA/W33	36053-165	ERF 967	ERF 895	N 080	PL 80	4500
420	18	16	SDAF 23084	SDAF 3084	23084 CA/W33	36053-143 ³⁾	ERF 812	ERF 809	N 084	PL 84	2300
	18 1/2	15 3/4	SDAF 23184	SDAF 3184	23184 CA/W33	36053-160	ERF 978	ERF 907	N 084	PL 84	4300
	18 1/2	15 3/4	SDAF 23284	SDAF 3284	23284 CA/W33	36053-154	ERF 978	ERF 907	N 084	PL 84	5000

¹⁾ Optional internal radial clearance (e.g. C3) available on request.

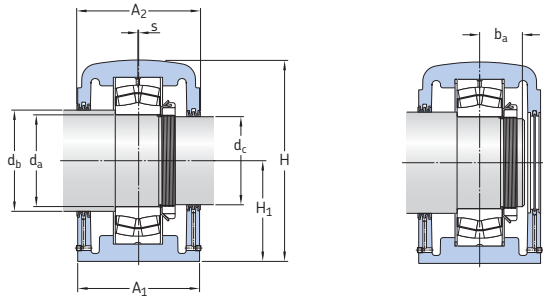
²⁾ For a held unit, order stabilizing rings separately.

³⁾ Only one stabilizing ring required.

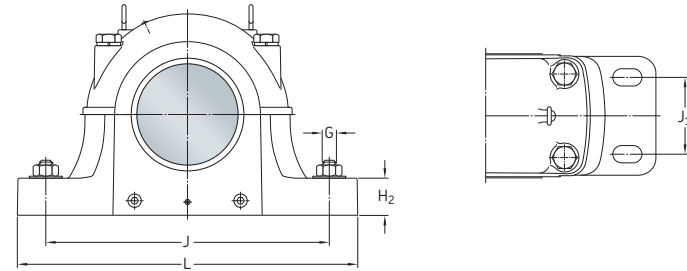
Complete pillow block Designation	Dimensions											
	A_1	A_2	S	b_a	H	H_1	H_2	J_{min}	J_{max}	J_1	L	G
in.	in.											
SDAF 23248	13 3/8	13 3/4	4 7/8	20 7/8	10 1/4	3 3/4	29	30 1/2	8 3/4	35	1 5/8	
SDAF 23152	13 1/8	13 3/4	4 5/8	20 7/8	10 1/4	3 3/4	29	30 1/2	8 3/4	35	1 5/8	
SDAF 23252	14 3/4	15 1/2	5 7/32	23 7/16	12	4	32 3/4	33 1/2	9	38 1/4	1 5/8	
SDAF 23156	14 3/4	15 1/2	4 25/32	23 7/16	12	4	32 3/4	33 1/2	9	38 1/4	1 5/8	
SDAF 23256	14 3/4	15 1/2	5 11/32	23 7/16	12	4	32 3/4	33 1/2	9	38 1/4	1 5/8	
SDAF 23060	14 3/4	15 1/2	4 11/32	23 7/16	12	4	32 3/4	33 1/2	9	38 1/4	1 5/8	
SDAF 23160	14 3/4	15 1/2	5 1/8	23 7/16	12	4	32 3/4	33 1/2	9	38 1/4	1 5/8	
SDAF 23260	15 3/4	16 3/4	5 3/4	25 3/4	12 13/16	35	36 1/2	10 1/2	41 3/4	17/8		
SDAF 23064	14 3/4	15 1/2	4 1/2	23 7/16	12	4	32 3/4	33 1/2	9	38 1/4	1 5/8	
SDAF 23164	15 3/4	16 3/4	5 17/32	25 3/4	12 13/16	4 1/2	35	36 1/2	10 1/2	41 3/4	1 7/8	
SDAF 23264	17 3/4	18 3/4	6 5/32	27 7/8	14	5	36 3/4	38 1/4	10 3/4	43 3/4	2	
SDAF 23068	15 1/4	15 3/4	4 7/8	24	12	4 3/16	32	33 1/2	10	39	1 7/8	
SDAF 23168	17 3/4	18 3/4	5 29/32	27 7/8	14	5	36 3/4	38 1/4	10 3/4	43 3/4	2	
SDAF 23268	17 1/8	17 5/8	6 19/32	28 7/8	14 1/2	5 1/4	39 1/4	40 3/4	11	46	2	
SDAF 23072	15 3/4	16 3/4	4 7/8	25 3/4	12 13/16	4 1/2	35	36 1/2	10 1/2	41 3/4	1 7/8	
SDAF 23172	17 1/8	17 5/8	5 33/32	28 7/8	14 1/2	5 1/4	39 1/4	40 3/4	11	46	2	
SDAF 23272	18 3/4	19 1/4	6 3/4	30 1/2	15 1/2	5 1/2	41 3/4	43 1/2	12 1/4	48 3/4	2 1/4	
SDAF 23076	15 3/4	16 3/4	5 1/8	25 3/4	12 13/16	4 1/2	35	36 1/2	10 1/2	41 3/4	1 7/8	
SDAF 23176	17 1/8	17 5/8	6 1/8	28 7/8	14 1/2	5 1/4	39 1/4	40 3/4	11	46	2	
SDAF 23276	18 3/4	19 1/4	7 1/32	30 1/2	15 1/2	5 1/2	41 3/4	43 1/2	12 1/4	48 3/4	2 1/4	
SDAF 23080	17 1/8	17 5/8	5 17/32	28 7/8	14 1/2	5 1/4	39 1/4	40 3/4	11	46	2	
SDAF 23180	18 3/4	19 1/4	6 13/32	30 1/2	15 1/2	5 1/2	41 3/4	43 1/2	12 1/4	48 3/4	2 1/4	
SDAF 23280	21	21 3/4	7 1/2	33 3/4	17	5 1/2	44 3/8	46 1/8	14 1/2	53	2 1/4	
SDAF 23084	17 1/8	17 5/8	5 9/16	29	14 1/2	5 1/4	39 1/4	40 3/4	11	46	2	
SDAF 23184	21	21 3/4	6 7/8	33 3/4	17	5 1/2	44 3/8	46 1/8	14 1/2	53	2 1/4	
SDAF 23284	21 5/8	22 1/4	7 13/16	35 3/4	18	5 3/4	47 1/8	48 7/8	15	54 1/4	2 1/2	

9.4 Extended range pillow blocks with spherical roller bearings with a cylindrical bore Series SDAF 230(00), 231(00), 232(00)

d_a 440 – 530 mm



Units of measurement
In this chapter only imperial units are used. To convert imperial units to metric units, refer to the conversion table on page 10.



Shaft diameter			Complete pillow block	Components Pillow block housing	Bearing ¹⁾	Stabilizing ring ²⁾ (2 req'd)	Labyrinth seal Shaft d_b	Lock nut d_c	Lock washer	Mass	
d_a	d_b	d_c									
mm	in.		–	–						lb.	
440	19 1/2	17	SDAF 23088	SDAF 3088	23088 CA/W33	36053-150	ERF 926	ERF 838	N 088	PL 88	2 550
	19 1/2	17	SDAF 23188	SDAF 3188	23188 CA/W33	36053-165	ERF 926	ERF 838	N 088	PL 88	4 300
	19 1/2	17	SDAF 23288	SDAF 3288	23288 CA/W33	36053-159	ERF 926	ERF 838	N 088	PL 88	5 050
460	20	17 3/4	SDAF 23092	SDAF 3092	23092 CA/W33	36053-152	ERF 808	ERF 906	N 092	PL 92	2 850
	20	17 3/4	SDAF 23192	SDAF 3192	23192 CA/W33	36053-154	ERF 808	ERF 906	N 092	PL 92	5 000
480	21	18 1/2	SDAF 23096	SDAF 3096	23096 CA/W33	36053-200	ERF 933	ERF 978	N 096	PL 96	4 250
	21	18 1/2	SDAF 23196	SDAF 3196	23196 CA/W33	36053-159	ERF 933	ERF 978	N 096	PL 96	5 300
500	21	19	SDAF 230/500	SDAF 30/500	230/500 CA/W33	36053-165	ERF 933	ERF 922	N 500	PL 500	4 350
530	22 1/2	20 3/8	SDAF 230/530	SDAF 30/530	230/530 CA/W33	36053-166	ERF 997	ERF 998	N 530	PL 530	5 200

Complete pillow block Designation	Dimensions											
	A_1	A_2	S	b_a	H	H_1	H_2	J_{min}	J_{max}	J_1	L	G
–	in.											
SDAF 23088	18 3/4	19 1/4	5 3/4	30 1/2	15 1/2	5 1/2	41 3/4	43 1/2	12 1/4	48 3/4	2 1/4	
SDAF 23188	21	21 3/4	7 7/32	33 3/4	17	5 1/2	44 3/8	46 1/8	14 1/2	53	2 1/4	
SDAF 23288	21 5/8	22 1/4	8 9/32	35 3/4	18	5 3/4	47 1/8	48 7/8	15	54 1/4	2 1/2	
SDAF 23092	18 3/4	19 1/4	5 7/8	30 1/2	15 1/2	5 1/2	41 3/4	43 1/2	12 1/4	48 3/4	2 1/4	
SDAF 23192	21 5/8	22 1/4	7 1/2	35 3/4	18	5 3/4	47 1/8	48 7/8	15	54 1/4	2 1/2	
SDAF 23096	21	21 3/4	5 29/32	33 3/4	17	5 1/2	44 3/8	46 1/8	14 1/2	53	2 1/4	
SDAF 23196	21 5/8	22 1/4	7 21/32	35 3/4	18	5 3/4	47 1/8	48 7/8	15	54 1/4	2 1/2	
SDAF 230/500	21	21 3/4	6 1/2	33 3/4	17	5 1/2	44 3/8	46 1/8	14 1/2	53	2 1/4	
SDAF 230/530	21 5/8	22 1/4	6 27/32	35 3/4	18	5 3/4	47 1/8	48 7/8	15	54 1/4	2 1/2	

¹⁾ Optional internal radial clearance (e.g. C3) available on request.

²⁾ For a held unit, order stabilizing rings separately.