

Lincoln Accessories for lubrication systems



LINCOLN

People, capabilities and systems to save resources and increase productivity

Industry leader

Continually satisfying our customers with the world's best lubrication equipment and pumping systems has made Lincoln the largest and most successful company in our field. For nearly a century, companies have relied on our technical and quality leadership; our world-class manufacturing and customer service, and our vast network of distributors and support facilities.

Research development

In order to provide the best worldwide and regional application solutions. Lincoln develops new products and systems at research and development facilities in the United States, Germany and India.

Providing solutions

Industrial customers in large processing plants, automotive manufacturing, pulp and paper mills, food and beverage and other manufacturing facilities can depend on solutions from Lincoln. For the toughest mobile applications, on the road or in the field, Lincoln protects heavy equipment used in mining, construction, agriculture and over-the-road trucking. In addition, Lincoln offers the best lubrication equipment to meet the needs of automotive service professionals.

Complete product line

Lincoln supplies automated lubrication systems, pumps and pump stations and top quality lubrication equipment and accessories. Our quality systems in the Czech Republic, Germany, India and United States are ISO 9001 registered. Additionally, our production sites in Czech Republic and Germany are ISO 14001 registered.

Worldwide support

With five technical support centers on three continents, and a network of distributors supported by regional sales and service offices, our customers can always draw on our worldwide resources.





Table of Contents

Accessories for Lubrication Systems

Electronic Pressure Switch with Digital Display	4
Pressure Gauges, Lubricant Filters	5
Solenoid Valves	6
Controllers	7
Hose, Tube and Fittings	8 - 9
Connection Elements Screw-Type, Male Connector GE, Male Elbow WE, Union G, Union T, Reducer KOR/RED	10 - 13
Adapter, Connector and Swivel	14 - 15
Quicklinc, Push-in Type	16 - 19
Bulkhead Fitting, Clamps	20 - 21
Fixing Parts and Items	22

Electronic Pressure Switch with Digital Display



This pressure switch is equipped with 1 digital display, 2 switching outputs and 1 analog output. The switching point can be adjusted via keys and can be used for pressures between 0 and 400 bar.

Part No.	Description
234-13194-4	electronic pressure switch

Technical Data

Input Data	
measuring range	0–400 bar (0–5800 psi)
overload pressure	600 bar (8700 psi)
burst pressure	300% full scale
Output Data	
accuracy	≥ 0,5% full scale
Analog Output	
signal	4 ... 20 mA, ohms resistance ≥ 500 Ω
Switching Output	
type	PNP-transistor output
switching current	max. 0,7A
life expectancy	≥ 20 million cycles
Other Data	
supply voltage	15 ... 30 VDC
hydraulic connection	G 1/4 male (BSPP)

Dimensions

Height	Depth	Width
112 mm (4.41 in)	35 mm (1.38 in)	42 mm (1.65 in)

Pressure Gauges, Lubricant Filters

Models

Part No.	Description
234-13101-1	0 – 600 bar pressure gauge, dia. 80 mm, G1/2 male (BSPP)
234-13101-2	0 – 600 bar pressure gauge, dia. 100 mm, R1/2 male (BSPT)
234-13101-4	0 – 600 bar pressure gauge, dia. 100 mm, glycol filled, G1/2 (BSPP)
234-13101-5	0 – 250 bar pressure gauge, dia. 100 mm BAR (R1/2)

These easy to service filters consist of a coarse strainer (410 micron) and a fine strainer (270 micron). They are pressure-

rated for 400 bar (5800 psi) and allow a flow rate of up to 24 liters/hour (6.3 US gal/hour).



Pressure Gauge 234-13101-4

Models

Part No.	Description
528-31341-3	filter block with R1/4 female (BSPT)
628-25531-2	filter block with R3/8 female (BSPT)
628-25709-1	double reversible filter block with R3/8 female (BSPT)

Lubricant filter unit galvanized and chromate-treated, with hydraulic lubrication fitting, for the filling of Quicklub pumps and for upstream

installation in divider valve lubrication systems, outlet connection 1/8" BSP.



Filter Block 628-25531-2

Models

Part No.	Description
528-36045-6	lubricant filter unit


The tube filter is an additional protection in application areas where there is contamination.



Lubricant Filter Unit


Models

Part No.	Description	Thread
628-36062-3	SF1-G1/4 + hydraulic lubrication fitting	G 1/4 female
628-26452-2	lubrication filter SF1-G1/4	
428-21544-1	filter	
532-31537-2	hydraulic lubrication fitting	



Tube Filter

Solenoid Valves



Lincoln offers a variety of solenoid valves for grease, oil and air.

Lubricant Solenoid Valves

The depicted solenoid valves for grease (or oil) are specially designed to meet the tough requirements of grease lubrication applications.

With conventional valves, the grease has the tendency to harden within the valve, causing blockage.

Lubricant Solenoid Valves

Technical Data

	2/2 Way	3/2 Way
pressure range	0–400 bar (0–5800 psi)	
flow rate	2,4 liters/min (0.6 US gal/min)	
voltage	24 and 48 VDC, 230/110–120 VAC	

Lubricant Solenoid Valves

Part No.	Type	Off Position	Operating Voltage	Connection Threads Female (BSPP)
525-32080-1	2/2 way valve	normally closed	24 VDC	G 1/2
525-32094-1	2/2 way valve	normally closed	48 VDC	G 1/2
525-32082-1	2/2 way valve	normally closed	230 VAC	G 1/2
525-32081-1	2/2 way valve	normally closed	110 VAC	G 1/2
525-32083-1	2/2 way valve	normally open	24 VDC	G 1/2
525-32093-1	2/2 way valve	normally open	48 VDC	G 1/2
525-32084-1	2/2 way valve	normally open	230 VAC	G 1/2
525-32098-1	2/2 way valve	normally open	110 VAC	G 1/2
525-32085-1	3/2 way valve		24 VDC	G 3/8
525-32096-1	3/2 way valve		48 VDC	G 3/8
525-32087-1	3/2 way valve		230 VAC	G 3/8
525-32086-1	3/2 way valve		110 VAC	G 3/8

Air Solenoid Valves


Part No.	Type	Off Position	Operating Voltage	Connection Threads Female (BSPP)
253-14136-1	2/2 way valve	normally closed	24 VDC	G 3/8
253-14136-2	2/2 way valve	normally closed	48 VDC	G 3/8
253-14136-3	2/2 way valve	normally closed	110 VAC	G 3/8
253-14136-4	2/2 way valve	normally closed	230 VAC	G 3/8
253-14076-6	3/2 way valve		110-120 VAC	G 1/2
253-14076-7	3/2 way valve		230 VAC	G 1/2
253-14263-3	3/2 way valve		24 VDC	G 1/4
235-13148-6	3/2 way valve		24 VDC	G 1/8

Controllers

Controller for Single-line and Two-line Systems

part no.	664-36957-4
dimensions	75 x 160 x 75 mm
operating voltage	10 to 32 V DC
pause time	1 to 179 min
monitoring time	15 min

Display of high and low levels. For controlling and monitoring purposes pressure switches are required (minimum 1 pressure switch for single-line system, 2 pressure switches for two-line system).



Controller for Single-line and Two-line Systems

Universal Controller with Logic Relay

part no.	1SLO3-00000-00
dimensions	380 x 380 x 210 mm
application	small to medium-sized systems (two-line systems, progressive systems, spray lubrication systems)
input voltage	230 VAC (other voltages available)
inputs	8, two of which may be used analogously
outputs	4

Display and operator keypad (under transparent protection cover), integrated tact generator and counter.



Universal Controller with Logic Relay

Universal Controller with SPS & Text Display

part no.	1SS73-00000-00
dimensions	380 x 380 x 210 mm
application	Medium-size and large systems (two-line systems, progressive systems, spray lubrication systems)
input voltage	230 VAC (other voltages available)
inputs	14, also available with analog inputs
outputs	10
text display	2 lines with 20 characters each

Standard with up to 6 monitored progressive divider valves or nozzles; up to 4 monitored two-line metering devices



Universal Controller with SPS & Text Displays

Universal Controller with Compact SPS


part no.	1SC74-00000-00
dimensions	380 x 380 x 210 mm
application	medium and large-sized systems with a lot of monitoring locations (two-line systems, progressive systems, spray lubrication systems)
input voltage	400 VAC (other voltages available)
inputs	16
outputs	16
text display	2 lines with 20 characters each

Complete unit with display (2 lines with 20 characters each) and ASI-bus expansion module available up to 124 inputs and 124 outputs Standard with up to 12 monitored progressive divider valves or nozzles; up to 10 monitored two-line metering devices



Universal Controller with Compact SPS

Hoses, Tubes and Fittings



All necessary tubing, hoses, fittings and fastening material are available to meet your system requirements.

Tubes are available in several sizes and materials ranging from steel, stainless steel, and copper to plastic (PA). To save your time when installing your own systems, plastic tubes are even available pre-filled with grease.

Fittings are also available in several sizes, materials and series (light to heavy). For easy installation, we have special Quicklinc push-in type fittings that can be used with plastic tubes.


Popular Hoses and Plastic Tubes

Part No.	Description	Maximum Operating Pressure	Minimum Bursting Pressure (with Hose Coupling, Screwed) at 20° C	Temperature Range	Minimum Bending Radius
504-36033-3 order by meter, max. length 50 meters	high-pressure plastic hose 8.6 X 2.3 mm GREASE-FILLED	350 bar (5075 psi)	600 bar (8700 psi)	-40° C to +70° C (-40° F to 158° F)	35 mm (1.4 in)
504-36041-2 order by meter, max. length 50 meters	pressure plastic tube 6 X 1.5 mm GREASE-FILLED		210 bar (3045 psi)		50 mm (2 in)
111-35114-1 order by meter, max. length 50 meters	high-pressure plastic hose 8.6 X 2.3 mm UNFILLED		600 bar (8700 psi)		35 mm (1.4 in)
112-35127-7 order by meter, max. length 50 meters	pressure plastic tube 4 X 1 mm UNFILLED		210 bar (3045 psi)		50 mm (2 in)
112-35127-2 order by meter, max. length 50 meters	pressure plastic tube 6 X 1.5 mm UNFILLED		210 bar (3045 psi)		50 mm (2 in)

Hoses, Tubes and Fittings

Threaded Sleeves and Hose Studs for High-pressure Plastic Hose

Part No.	Item Standard	Designation	Ø mm
432-23031-1	1	threaded sleeve	
432-24162-1	2	hose stud, short	6
432-23067-1	2	hose stud, long	6
532-30739-1	2	hose stud, 90°, short	6
532-30738-1	2	hose stud, 90°, long	6



Threaded Sleeves and Hose Stud

Part No.	Item Stainless Steel	Designation	Ø mm
432-23676-1	1	threaded sleeve	
432-23675-1	2	hose stud, short	6

Seamless Precision Tubing

Dia. (mm)	Yellow Chromated Steel DIN 2391 ISO 3304	Stainless Steel 1.4571 DIN 2462 ISO 1127	Stainless Steel 1.4301 DIN 2462 ISO 1127	Stainless Steel 1.4541 DIN 2462 ISO 1127	Copper Semi-rigid SfCuF25, DIN 1754
-----------	---	---	---	---	--

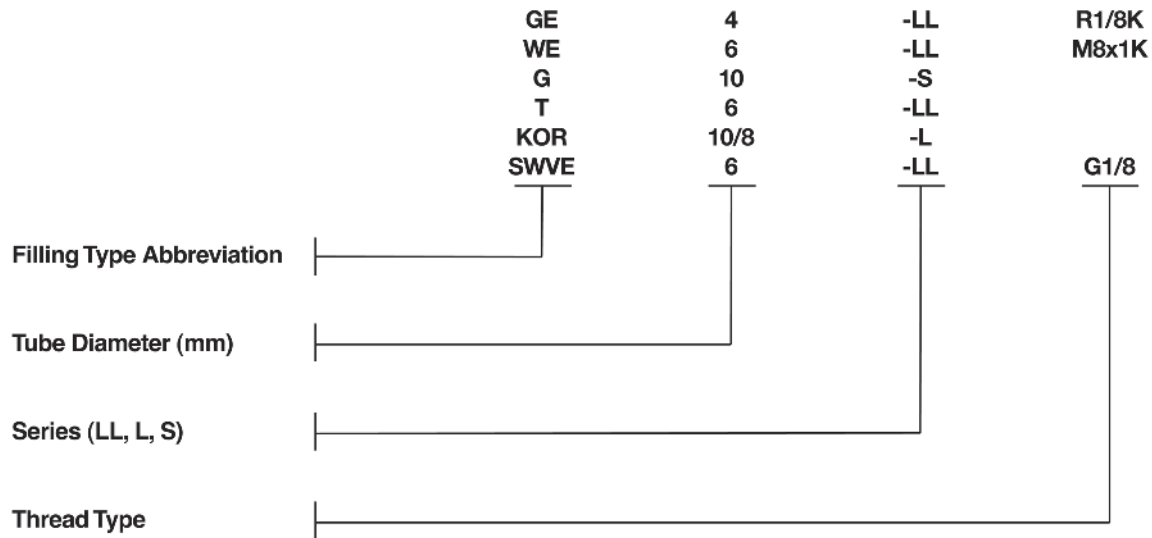
Heavy Range: For S Type Fittings

6 x 1	105-35025-2	106-35203-4	106-35231-1	106-35064-4	107-35287-2
10 x 1,5	105-35025-5	106-35203-2	106-35231-3	106-35063-3	107-35045-4
12 x 1,5	105-35134-3	106-35233-9	106-35267-1	106-35063-5	
16 x 2	105-35183-3		106-35231-5		
20 x 2	105-35134-1	106-35203-1	106-35231-6	106-35063-8	107-35045-6
30 x 3	105-35134-4	106-35203-7	106-35231-7	106-35064-9	

Medium to Light Range: For L & LL Fittings

8 x 1	105-35025-3	106-35203-3	106-35231-2	106-35063-1	
15 x 1,5	105-35134-9	106-35233-1	106-35231-4		107-35045-9
22 x 2	105-35251-2	106-35292-2	106-35267-4	106-35064-8	
28 x 2		106-35292-1		106-35285-1	
28 x 3	105-35183-7				

Connecting Elements, Screw-Type



Note: M = metric, R = BSPT, G = BSPP, K = conical

Series LL, L and S Selection

	LL	L		S	
design	very light	light		rigid	
tube diameter (mm)	4, 6, 8, 10, 12	6, 8, 10, 12, 15	22, 28	6, 8, 10, 12	16, 20, 30
nominal pressure	100 bar	315 bar	160 bar	630 bar	400 bar
max. pressure	250 bar	500 bar	250 bar	900 bar	420 bar
space requirement	very small	small		large	
typical application	<ul style="list-style-type: none"> • lubrication point fittings • Quicklub systems 			<ul style="list-style-type: none"> • high-pressure systems • heavy industry 	

Fitting Type Abbreviation

Type	Description
GE	male connector
WE	male elbow
G	union
T	union T
KOR	reducer
SWVE	connector and swivel

Male Connector GE

Standard Chromate-treated

Model	Part No.
GE4-LL M6x1K	223-12533-5
GE4-LL M8x1K	223-12271-8
GE4-LL M10x1K	223-13069-1
GE4-LL R1/8K	223-12270-8
GE6-LL M6x1K	223-12533-9
GE6-LL M8x1K	223-13023-1
GE6-LL M10x1K	223-12271-7
GE6-LL R1/8K	223-12270-7
GE6-LL 1/8NPT	223-12273-6
GE6-L M10x1	223-12571-2
GE6-L G1/8	223-13016-3
GE6-L G1/4	223-12477-8
GE6-L 1/4NPT	223-13766-2
GE6-S G1/4	223-12477-1
GE8-LL M10x1K	223-13021-1
GE8-LL R1/8K	223-12270-9
GE8-LL R1/4K	223-13621-6
GE8-L M12x1,5K	223-12361-6
GE8-L G1/4	223-12477-6
GE8-L 1/4NPT	223-12273-5
GE8-S G1/4	223-12477-2
GE8-S G3/8	223-13016-6
GE10-L G1/8	223-13621-9
GE10-L G1/4	223-12272-9
GE10-S 1/8NPT	223-13096-3
GE10-S G 1/4	223-13016-9
GE10-S 1/4NPT	223-13096-2
GE10-S G1/2	223-13621-7
GE10-S G 3/8	223-13016-4
GE10-S 3/8NPT	223-13096-6
GE12-L G3/8	223-12360-8
GE12-L 3/8NPT	223-13621-3
GE12-S G3/8	223-13016-7

Model	Part No.
GE15-L G3/8A	223-13621-8
GE16-S G3/8	223-13749-5
GE16-S G1/2	223-13621-1
GE20-S G1/2	223-12360-6
GE20-S G3/4	223-12359-6
GE22-L G1/2	223-13749-3
GE22-L G3/4	223-13016-2
GE30-S G1	223-13749-8
GE30-S G1-1/4	223-12360-2

High-grade Stainless Steel (1.4571)

Model	Part No.
GE4-LL M6x1K	223-13784-9
GE4-LL R1/8K	223-13614-8
GE4-LL 1/8NPT	223-13715-4
GE6-LL M6x1	223-13658-7
GE6-LL M8x1	223-13658-6
GE6-LL M10x1	223-13658-5
GE6-LL R1/8	223-13614-9
GE6-L G1/8	223-13658-2
GE6-L 1/8NPT	223-13784-2
GE6-L G1/4	223-13658-9
GE6-L 1/8NPT	223-13784-2
GE6-L G1/4	223-13658-9
GE8-LL G1/8	223-13658-1
GE8-L G1/4	223-12452-3
GE10-L G1/8	223-13658-8
GE10-L G1/4	223-12452-1
GE10-L 1/4NPT	223-13614-2
GE10-S G1/4	223-12452-9
GE10-S G3/8	223-12452-2
GE16-S G1/2	223-12452-7
GE20-S G3/4	223-12452-5
GE20-S G1/2	223-13658-4
GE22-L R3/4K	223-13784-5



Male Connector

Brass

Model	Part No.
GE4-LL R1/8K	223-12375-1
GE8-LL M10x1K	223-12376-3
GE8-L G1/4	223-12377-7
GE8-L 1/4NPT	223-13769-2
GE8-L G1/8	223-13769-4
GE10-L G1/4	223-12377-4
GE15-L G1/2	223-12377-8
GE20-S G1/2	223-12378-4
GE20-S G3/4	223-12377-9

Male Elbow WE Union G



Male Elbow

Standard Chromate-treated

Model	Part No.
G4-LL	223-12531-8
G6-LL	223-12482-9
G6-L	223-12482-2
G6-S	223-13049-1
G8-L	223-12482-6
G10-L	223-12531-2
G10-S	223-13049-3
G12-S	223-12278-9
G15-L	223-12531-6
G16-S	223-12531-4
G20-S	223-12363-2
G22-L	223-13049-7
G30-S	223-12363-6

Standard Chromate-treated

Model	Part No.
WE4-LL M 6x1K	223-12533-6
WE4-LL M 8x1K	223-13021-5
WE4-LL M10x1K	223-13069-2
WE4-LL R1/8K	223-13021-4
WE6-LL M 6x1K	223-13023-2
WE6-LL M 8x1K	223-13023-3
WE6-LL M 8x1,25K	223-13763-4
WE6-LL M10x1K	223-13021-3
WE6-LL R1/8K	223-12485-9
WE6-LL 1/8NPT	223-13620-4
WE6-L R1/8K	223-13048-1
WE6-L R1/4K	223-12380-6
WE8-LL M10x1K	223-12362-4
WE8-LL R1/8K	223-13021-6
WE8-L M12x1,5K	223-12362-8
WE8-S R1/4K	223-13048-4
WE10-L R1/4K	223-13048-5
WE10-S R3/8K	223-13048-6
WE20-S G3/4A	223-12277-2
WE20-S 3/4NPT	223-13620-2

High-grade Stainless Steel (1.4571)

Model	Part No.
G6-LL	223-12454-7
G8-L	223-13615-3
G10-L	223-13615-6
G10-S	223-12454-1
G12-S	223-13615-7
G15-L	223-12454-8
G16-S	223-12454-6
G20-S	223-12454-3
G22-L	223-13615-8
G30S	223-12454-5

High-grade Stainless Steel (1.4571)

Model	Part No.
WE4-LL R1/8K	223-13677-8
WE6-LL M6x K	223-13677-4
WE6-LL M 6x1K (short thread)	223-14181-1
WE6-LL M8x1K	223-13677-2
WE6-LL M10x1K	223-13677-3
WE6-LL R1/8K	223-12453-7
WE6-L R1/8K	223-13620-8
WE6-L R1/4K	223-13794-1
WE6-L 1/4NPT	223-13677-9
WE6-S R1/4K	223-13620-1
WE8-LL R1/8K	223-13677-1
WE8-L R1/4K	223-13677-5
WE10-L R1/4K	223-12453-1



Union

Brass

Model	Part No.
G6-L	223-12381-7
G8-L	223-12381-8
G10-L	223-13767-2
G10-S	223-12381-4
G15-L	223-12381-9
G20-S	223-12381-6


Union-Tee T Reducer KOR/RED

Standard Chromate-treated

Model	Part No.
T4-LL	223-12563-5
T6-LL	223-12484-9
T6-L	223-12484-2
T6-S	223-12563-7
T8-L	223-12484-6
T10-L	223-13057-5
T10-S	223-12563-9
T12-S	223-12281-9
T15-L	223-12563-2
T16-S	223-13057-2
T20-S	223-12366-2
T22-L	223-13057-4
T30-S	223-12366-6

High-grade Stainless Steel (1.4571)

Model	Part No.
T6-LL	223-10083-1
T6-L	223-12455-7
T6-S	223-13616-8
T8-L	223-12455-3
T10-L	223-13616-3
T10-S	223-12455-1
T12-S	223-12455-9
T15-L	223-13616-4
T16-S	223-12455-5
T20-S	223-12455-2
T22-L	223-13616-6
T30-S	223-12455-4



Union-Tee

Brass

Model	Part No.
T6-S	223-12384-2
T8-L	223-12384-6
T10-L	223-13792-1
T10-S	223-12384-4
T15-L	223-12384-8
T20-S	223-12384-7



Reducer

Reducer KOR/RED

These fittings are used to reduce from one size of tubing to a smaller size. KOR/RED fittings must be used in conjunction with the larger size G or T fittings. E.g. to reduce from 20 to 10 mm tube, use a G20-S and a RED20/10-S.

Standard Chromate-treated

Model	Part No.
RED10/6-L	223-10187-1
RED12/10-L	223-14293-2
RED15/8-L	223-14152-2
RED16/10-S	223-14293-1
RED20/10-S	223-12577-2
RED22/10-L	223-13759-8
RED25/10-S	223-12580-6
RED25/20-S	223-14293-3

High-grade Stainless Steel (1.4571/316Ti)

Model	Part No.
RED10/6-L	223-10040-1
RED12/10-S	223-14413-9
RED16/10-S	223-14297-1
RED20/10-S	223-14297-7
RED22/10-L	223-14297-9
RED30/10-S	223-14413-3

Brass

Model	Part No.
KOR15/8-L	223-13759-5
KOR15/10-L	223-12582-7
KOR20/10-S	223-13759-4

Adapter



Adapter

Adapter

Thread, Female	Thread, Male	Part No.
M 8 x 1	M 6 x 1 K	304-19787-1
M 8 x 1	M 8 x 1 K	304-19437-1
M 10 x 1	M 10 x 1 K	304-19509-1
M 10 x 1	R 1/8 K	304-19230-1
M 10 x 1	M 12x1 K	712-12724-7
R 1/8 M	8x1 K	304-19167-1
1/8 NPT F		304-17582-1
1/4 NPT F		304-17581-1
R 1/2 R		304-17564-1

Adapter 90°



Adapter 90°

Thread, Female	Thread, Male	Part No.
M 8 x 1 K	M 8 x 1	432-24043-1
M 10 x 1 K	M 8 x 1	432-24052-1

Note: When screwing in a threaded fitting take care that the outlet borehole of the elbow fittings is not closed by the threaded piece of the inlet fitting.

Adapter 45°



Adapter 45°


Thread, Female	Thread, Male	Part No.
M 8 x 1	M 8 x 1	432-24050-1
M 10 x 1	M 8 x 1	432-24051-1

Note: When screwing in a threaded fitting take care that the outlet borehole of the elbow fittings is not closed by the threaded piece of the inlet fitting.

Connector and Swivel

Banjo Connector

Model	Tube Diameter	Part No.
SWVE4-LL G1/8	4 mm	223-13629-1
SWVE4-LL M10x1	4 mm	223-12480-8
SWVE6-LL G1/8	6 mm	223-12479-9
SWVE6-LL M10x1	6 mm	223-12480-7
SWVE8-LL G1/8	8 mm	223-12479-8
SWVE8-S G1/4	8 mm	223-12285-9
SWVE10-L G1/4	10 mm	223-12369-9
SWVE10-S G3/8	10 mm	223-12285-5



Banjo Connector

Straight Swivel

Model	Part No.
1/8 i x 1/8 a NPT	223-12567-3

Note: To be used only for occasional rotary motions.



Straight Swivel

90° Angle Swivel

Model	Part No.
1/8 i x 1/8 a NPT	223-12567-1

Note: To be used only for occasional rotary motions.



90° Angle Swivel

90° Angle Swivel with 1 Swivel Section, Galvanized and Chromate-treated

Connections	Part No.
1/4" BSP x 1/4" BSP	626-25716-2
1/4" BSP x 1/8" BSP	626-25540-2
1/8" BSP x tubing O.D. 4 mm	626-26700-2
1/8" BSP x tubing O.D. 6 mm	626-25438-2
1/4" BSP x tubing O.D. 6 mm	626-25717-2



90° Angle Swivel
626-25438-2

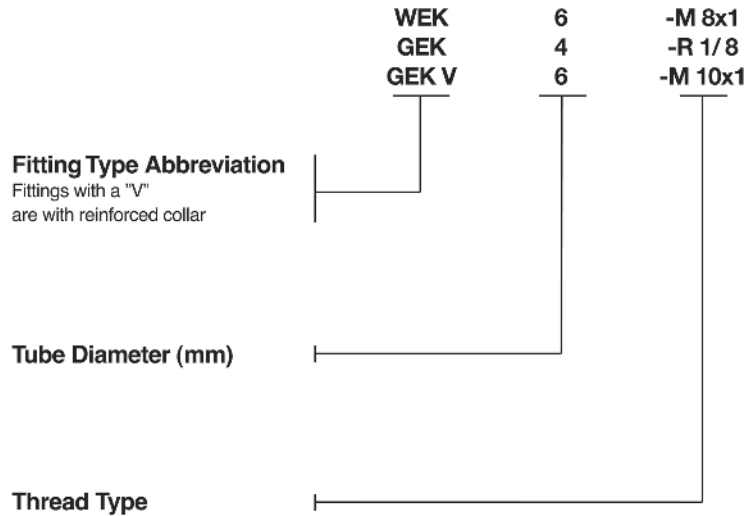
Technical Data

max. permissible speed	800 rpm
max. permissible pressure	100 bar (1450 psig)

Quicklinc, Push-in Type

Installing lubrication systems can take a lot of time, especially when there's not much space to work with. Those problems are a thing of the past with Quicklinc „push-in“ fittings. Great for hard-to-reach places, Quicklinc can cut the time it takes to install line connections in half – or more – when compared to screw-type connectors, which require the assembly of four components.

Quicklinc fittings from Lincoln are designed for high pressure, withstanding up to 350 bar (reinforced collar version). They are used primarily in progressive systems from the pump to the main metering device (reinforced collar version) and from the main to secondary metering devices or lube points (knurled collar version).



Note: M = metric, R = BSPT, G = GSPP, K = conical

Male Connector, Push-in Type

Design with Knurled Collar



Male Connector with Knurled Collar

Model	Tube Diameter	Part No.
GEK4-M 6 x 1	4 mm	226-13752-3
GEK4-M 8 x 1	4 mm	226-13752-1
GEK4-M 10 x 1	4 mm	226-13752-2
GEK4-1/8	4 mm	226-13752-4
GEK6-M 6 x 1	6 mm	226-13752-8
GEK6-M 8 x 1	6 mm	226-13752-7
GEK6-M 10 x 1	6 mm	226-13752-6
GEK6-1/8	6 mm	226-13752-9

Male Connector, Push-in Type

Design with Reinforced Collar



Male Connector with Reinforced Collar

Model	Tube Diameter	Part No.
GEKV-6-M 6 x 1	6 mm	226-14111-4
GEKV-6-M 8 x 1	6 mm	226-14111-2
GEKV-6-M 10 x 1	6 mm	226-14111-3
GEKV-6-1/8	6 mm	226-14111-1

Important: Use this fitting only for the connection of the lubrication points, if the pressure plastic tube (6 x 1,5 mm) will be replaced by **high-pressure plastic hose (8.6 x 2.3 mm)**.

Quickline, Push-in Type

Elbow, Push-in Type

Design with Knurled Collar

Model	Tube Diameter	Part No.
WEK4-M 6 x 1	4 mm	226-13753-5
WEK4-M 8 x 1	4 mm	226-13753-1
WEK4-M 10 x 1	4 mm	226-13753-2
WEK4-1/8	4 mm	226-13753-3
WEK6-M 6 x 1	6 mm	226-13753-7
WEK6-M 8 x 1	6 mm	226-13753-8
WEK6-M 10 x 1	6 mm	226-13753-6
WEK6-1/8	6 mm	226-13753-4



Elbow, Push-in Type, with Knurled Collar

Elbow, Push-in Type

Design with Reinforced Collar

Model	Tube Diameter	Part No.
WEKV6-M 6 x 1	6 mm	226-14123-4
WEKV6-M 8 x 1	6 mm	226-14123-2
WEKV6-M 10 x 1	6 mm	226-14123-3
WEKV6-1/8	6 mm	226-14123-5

Important: Use this fitting only for the connection of the lubrication points, if the pressure plastic tube (\varnothing 6 x 1.5 mm) will be replaced by high-pressure plastic hose (\varnothing 8.6 x 2.3 mm).



Elbow, Push-in Type, with Reinforced Collar

Male Elbow, Push-in Type, Rotatable

Design with Knurled Collar

Model	Tube Diameter	Part No.
WEDK4-M 6 x 1	4 mm	226-13756-6
WEDK4-M 8 x 1	4 mm	226-13756-1
WEDK4-M 10 x 1	4 mm	226-13756-2
WEDK4-M 1/8"	4 mm	226-13756-3
WEDK6-M 6 x 1	6 mm	226-13756-7
WEDK6-M 8 x 1	6 mm	226-13756-4
WEDK6-M 10 x 1	6 mm	226-13756-5
WEDK6-1/8	6 mm	226-13756-8

Note: Use only for occasional rotary motions, pivoting angle < 180°. For other applications use a straight rotary swivel, 90° or a similar fitting.



Elbow, Push-in Type, Rotatable, with Knurled Collar

Male Elbow, Push-in Type, Rotatable

Design with Reinforced Collar

Model	Tube Diameter	Part No.
WEDKV6-1/8	6 mm	226-13756-9
WEDKV6-M 10 x 1	6 mm	226-14157-2
WEDKV6-M 8 x 1	6 mm	226-14157-1
WEDKV6-M 6 x 1	6 mm	226-14157-3

Important: Use this fitting only for the connection of the lubrication points, if the pressure plastic tube (6 x 1.5 mm) will be replaced by high-pressure plastic hose (8.6 x 2.3 mm).



Elbow, Push-in Type, Rotatable, with Reinforced Collar

Quicklinc, Push-in Type



Banjo Connector

Banjo Connector

Design with Knurled Collar

Model	Tube Diameter	Part No.
SWVZ 6-1/8	6 mm	504-36893-1



T-Piece, Push-in Type Reinforced

T-Piece, Push-in Type

Reinforced

Model	Tube Diameter	Part No.
TSV6	6 mm	226-14097-4

Note: Use only for combining two lubricant quantities, either from the main metering device to a secondary metering device or back to the pump. Designed for high-pressure plastic hose (8.6 x 2.3 mm) with hose stud and groove.



T-Piece, Push-in Type, with Knurled Collar

T-Piece, Push-in Type

Design with Knurled Collar

Model	Tube Diameter	Part No.
TS6	6 mm	226-14097-2

Note: Use only for combining two lubricant quantities. Designed for pressure plastic tube (6 x 1.5 mm) for the connection from a secondary metering device to a lubrication point.

Quicklinc, Push-in Type

Line Connector Union, Push-in Type

The Quicklinc line connector union is a great way to connect two lines or to fix a broken line without replacing the whole line.

Just clean the line ends, plug them into the connector and the line is repaired.



Line Connector Union, Push-in Type

Model	Part No.
GS4 for pressure plastic tube 4 x 1 mm	226-13773-1
GS6 for pressure plastic tube 6 x 1.5 mm	226-13773-3
GSV6 for high-pressure plastic hose (8.6 x 2.3 mm), with hose stud and groove	226-13773-4

Note: To be used for the repair of high-pressure plastic hose and pressure plastic hose.

Line Connector, Push-in Type

Design with Knurled Collar

Model	Part No.
D 6 x 1.5 for high-pressure plastic hose (8.6 x 2.3 mm), with hose stud and groove	432-24280-1

Note: Use in conjunction with T-piece 226-14097-4.



Line Connector, Push-in Type

Protecting Cap for Push-in Type Fittings

Part No.

432-24313-1

Note: For the protection against humidity and dirt.



Protection Cap

Closure Plug

Part No.	Dia. mm
226-13797-3	D 6

Note: For closing the return line connection on the pump.



Closure Plug

Bulkhead Fitting



Bulkhead Fitting Straight

Straight: SV Standard Chromate-treated

Model	Part No.
SV6-LC	223-12368-4
SV8-LC	223-12368-6
SV10-LC	223-12368-8
SV10-SC	223-12364-6
SV20-SC	223-12368-2

Straight: SV High-grade Stainless Steel (1.4571)

Model	Part No.
SV6-L	223-13671-6
SV8-S	223-13671-9
SV10-S	223-12564-3
SV20-S	223-13671-2

Elbow: WSV Standard Chromate-treated

Model	Part No.
WSV6-L	223-13050-4
WSV8-S	223-13050-1
WSV10-S	223-12050-2
WSV20-S	223-12409-2

Elbow: WSV High-grade Stainless Steel (1.4571)

Model	Part No.
WSV6-L	223-13758-8
WSV10-L	223-13758-7
WSV20-S	223-13758-4

Oilbrush



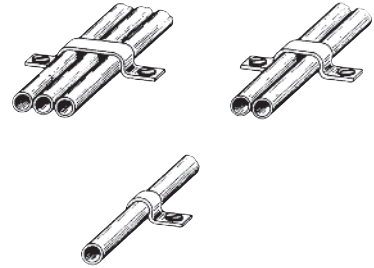
Oilbrush 233-14419-1

Part No.	Size (L x W)	Inlet	Material of Bristles
68874	45 x 20 mm (1.77 x 0.79 in.)	1/8" NPT female	nylon
233-13651-1	47 x 17 mm (1.85 x 0.67 in.)	R 1/8" female	brass
233-13651-6	53 x 16 mm (2.09 x 0.63 in.)	G 1/8" female	stainless steel
233-13651-9	70 x 25 mm (2.76 x 0.99 in.)	G 1/8" female	stainless steel
233-14419-1	50 x 57 mm (1.97 x 2.24 in.)	G 1/8" female	bronze

Clamps

Tube Clamps

No. Tubes	Tube Diameter	Part No.
1	6 mm	226-12336-1
2	6 mm	226-12336-2
3	6 mm	226-12336-3
4	6 mm	226-12336-4
1	8 mm	226-12337-1
2	8 mm	226-12337-2
3	8 mm	226-12337-3
4	8 mm	226-12337-4
1	10 mm	226-12338-1
2	10 mm	226-12338-2
3	10 mm	226-12338-3
4	10 mm	226-12338-4



Tube Clamps

Self-tapping Screws

Tube Clamp	Dimension	Part No.
ø 6	M 4 x 8	206-12123-3
ø 8 a 10	BM 6 x 12	206-12125-3

Pipe Clamps Polypropylene (PP) with Welding Plates

Standard Range

Designation	Pipe Diameter	Part No.
SP 110 PP-LI	10 mm	226-12343-5
SP 320 PP-LI	20 mm	226-12343-1
SP 320/20 PP-GD-AS	2 x 20 mm	226-13097-3
SP 430 PP-LI	30 mm	226-12343-2



Pipe Clamp, PP

Heavy Duty Range

Designation	Pipe Diameter	Part No.
SPAL 4020 PP DPAL-AS	20 mm	226-13058-3
SPAL 5030 PP DPAL-AS	30 mm	226-13058-5


Tube Clamp with Rubber Lining

Fixing Borehole	Tube Diameter	Part No.
5.5 mm	6 mm	226-12557-1
5.5 mm	9 mm	226-12557-2
5.5 mm	10 mm	226-12557-7
5.5 mm	12 mm	226-12557-3
5.5 mm	15 mm	226-12557-4
5.5 mm	20 mm	226-12557-6



Tube Clamps with Rubber Lining

Fixing Parts and Items



Fixing Part

Fixing Parts for Tube Clamp

Item	Designation	Dimension	Part No.
1	pan head screw	AM 5 x 16 C	201-12040-7
	hexagone head screw	M 5 x 45 C	200-13017-5
2	self-tapping screw	EM 5 x 16 Z	201-13710-1
		CM 5 x 40 Z	206-13710-5
3	nut	M 5 C	207-12138-2
4	tooth lock washer	J 5.3 Z	210-12161-9
5	blind rivet	D 4 x 12	205-12584-1



Plastic Helix

Plastic Helix

The plastic helix is used to bundle several tubes together. It also protects the tubes against wearing in the case of moving lubrication points.

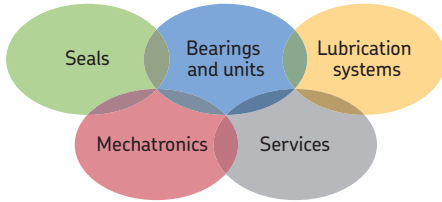
Diameter	Part No.
6 mm	113-35075-2
12 mm	113-35075-3



Hose Strap

Hose Strap

Designation	Part No.
short	226-12490-3
long	226-13095-1



The Power of Knowledge Engineering

Drawing on five areas of competence and application-specific expertise amassed over more than 100 years, SKF brings innovative solutions to OEMs and production facilities in every major industry worldwide. These five competence areas include bearings and units, seals, lubrication systems, mechatronics (combining mechanics and electronics into intelligent systems), and a wide range of services, from 3-D computer modelling to advanced condition monitoring and reliability and asset management systems. A global presence provides SKF customers uniform quality standards and worldwide product availability.

! Important information on product usage

All products from Lincoln may be used only for their intended purpose as described in this brochure and in any instructions. If operating instructions are supplied with the products, they must be read and followed.

Not all lubricants are suitable for use in centralized lubrication systems. Lincoln does offer an inspection service to test customer supplied lubricant to determine if it can be used in a centralized system. Lincoln lubrication systems or their components are not approved for use with gases, liquefied gases, pressurized gases in solution and fluids with a vapor pressure exceeding normal atmospheric pressure (1 013 mbar) by more than 0,5 bar at their maximum permissible temperature.

Hazardous materials of any kind, especially the materials classified as hazardous by European Community Directive EC 67/548/EEC, Article 2, Par. 2, may not be used to fill SKF centralized lubrication systems and components and delivered and/or distributed with the same.

SKF Lubrication Systems Germany GmbH

Heinrich-Hertz-Str. 2-8 · 69190 Walldorf

Germany

Tel +49 6227 33-0

Fax +49 6227 33-259

© SKF is a registered trademark of the SKF Group.

© Lincoln, BearingSaver, Centro-Matic, Duo-Matic, Helios, ModularLube, ORSCO, PileDriver, PowerMaster, PowerLuber, Quickline and Quicklub are registered trademarks of the Lincoln Industrial Corp.

© SKF Group 2015

The contents of this publication are the copyright of the publisher and may not be reproduced (even extracts) unless prior written permission is granted. Every care has been taken to ensure the accuracy of the information contained in this publication but no liability can be accepted for any loss or damage whether direct, indirect or consequential arising out of the use of the information contained herein.

December 2015 · FORM W-115-EN-1510



LINCOLN

lincolnindustrial.de

skf.com/lubrication