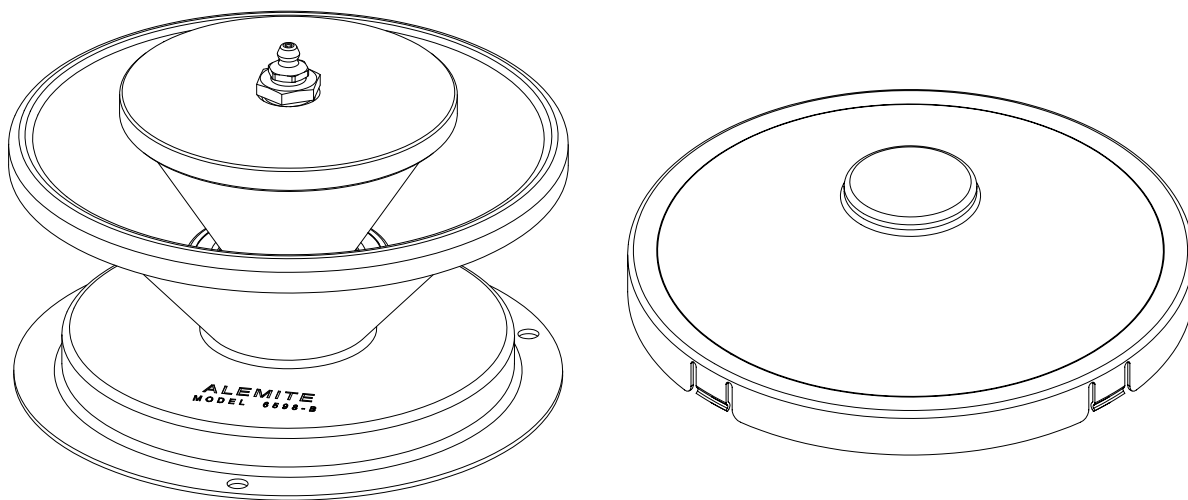


Wheel bearing lubricator

6598-A, 6598-B



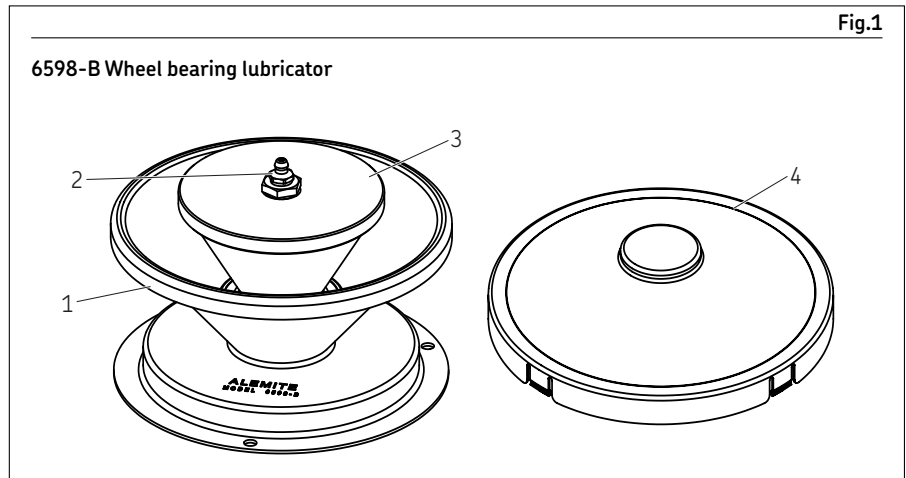
Date of issue	August 2018
Form number	306248
Version	2

Description

Models 6598-A and 6598-B Wheel Bearing Lubricators are designed to pack either roller or ball wheel bearings from 3/4" I.D. to 6" O.D.

These lubricators are compact, simple in design and strongly constructed. They consist of reservoir, hollow stud assembly, removable inner cone assembly, and a base plate with three punched holes for easy mounting to a work bench. An Alemite fitting, which will accommodate either a hand gun or power operated grease gun, is provided.

Model 6598-B is equipped with a snap-on protective cover to prevent foreign particles from settling in the reservoir when lubricator is not in use.



Operation

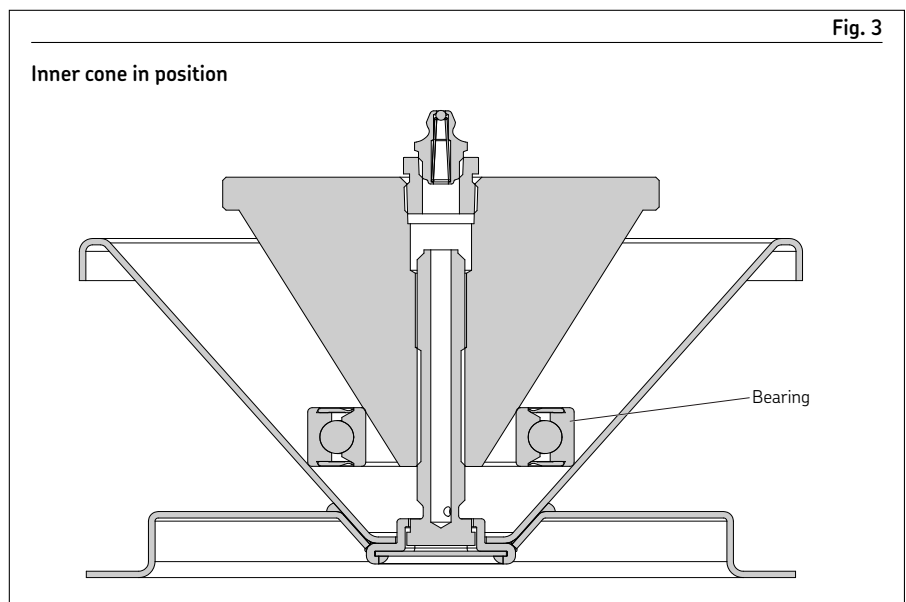
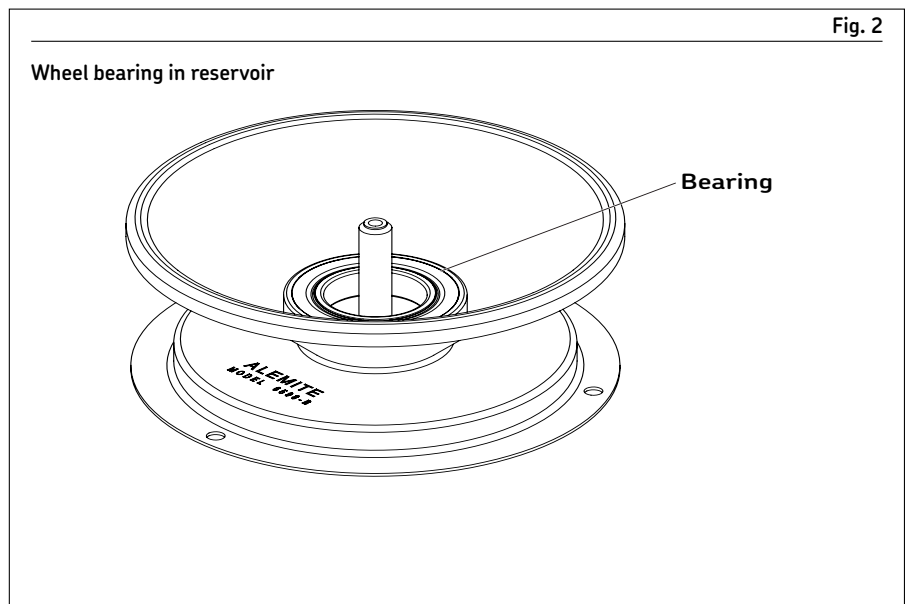
Preparation

- 1 Using cleaning fluid, remove all dirt and grease from wheel bearing and dry with compressed air. Carefully examine bearing for defects.
- 2 Remove hydraulic fitting (2).
- 3 Unthread inner cone assembly (3) by turning in a counter-clockwise direction (→ fig. 1).

NOTE

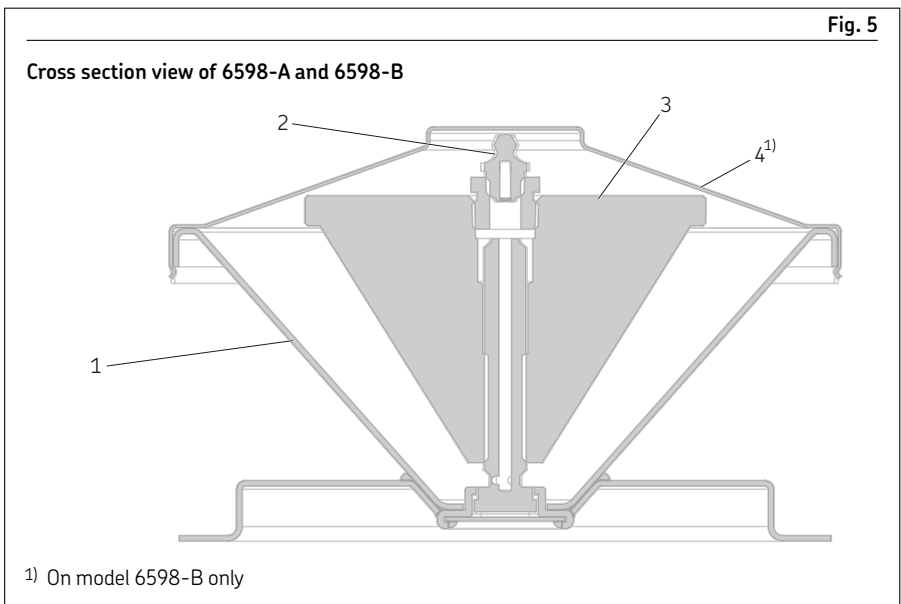
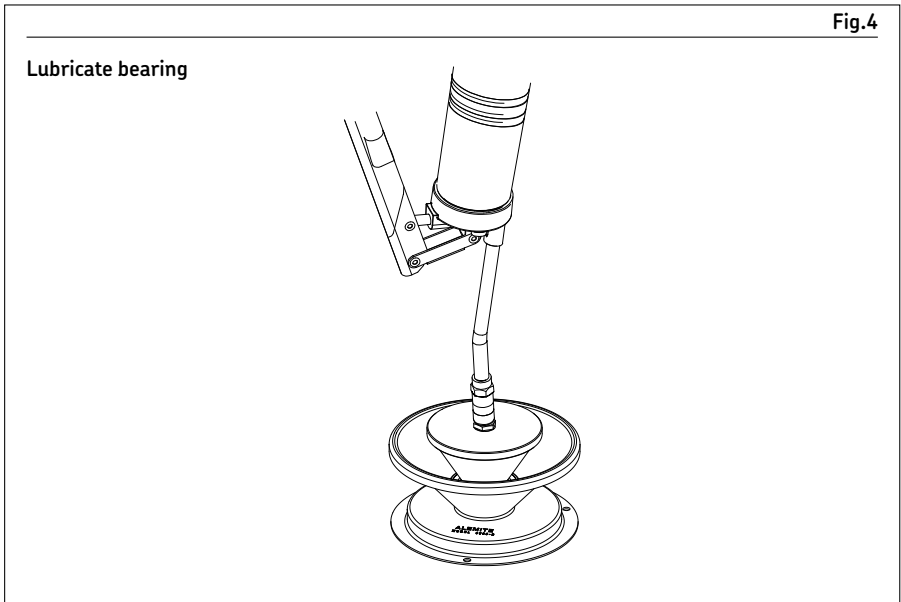
Although threaded stud is self-rising, wheel bearing must encircle stud evenly.

- 4 Insert wheel bearing (wide end down) into reservoir (→ fig. 2).
- 5 Install inner cone assembly (3) on stud tightly against bearing (→ fig. 3).
- 6 Install and tighten hydraulic fitting (2).



To apply lubricant

- 1 Fill grease gun with clean, high quality wheel bearing lubricant. (Alemite wheel bearing lubricant is recommended for dirt-free lubrication).
- 2 Attach gun coupling to the hydraulic fitting (2) on wheel bearing lubricator (→ fig 4).
- 3 Operate gun until lubricant is forced through the bearing, indicating that it is thoroughly packed with fresh lubricant.
- 4 Detach gun coupling, unthread inner cone assembly, and remove bearing from lubricator.
- 5 Replace bearing in wheel immediately to prevent dirt from adhering to the bearing.



Parts list

Item number	Description	Part number	Quantity
1	Stud, base reservoir assembly	305093	1
2	1/8 in. P.T. hydraulic fitting (6598-A)	1610-B	1
2	1/8 in. P.T. hydraulic fitting (6598-B)	1610-BL	1
3	Inner cone assembly	305084	1
4	Cover (6598-B only)	304990	1

alemite.com

© Alemite, LLC is a registered trademark.

The contents of this publication are the copyright of the publisher and may not be reproduced (even extracts) unless prior written permission is granted. Every care has been taken to ensure the accuracy of the information contained in this publication but no liability can be accepted for any loss or damage whether direct, indirect or consequential arising out of the use of the information contained herein.

August 2018 - Form 306248 Version 2