


TKSA DISPLAY 2

Quick Start Guide

1. Description

The TKSA DISPLAY 2 is an industrial, fast and rugged display device selected for operating SKF Shaft Alignment Tools. It is protected against accidental drops, dust and scratches from harsh industrial environments and rated IP68.

The TKSA DISPLAY 2 is compatible with all app based SKF Shaft Alignment Tools: TKSA 11, TKSA 51, TKSA 71 and TKSA 71/PRO.



2. Getting Started

1. Read and follow the user manual of the tablet
2. Fully charge the battery of the tablet using the supplied power adapter
3. Start the tablet
4. Change the tablet language if required
5. Launch the app for your alignment application from the home screen
6. Optional: Prepare your TKSA DISPLAY 2 to receive updates automatically

Note:

The tablet is ready to use out of the box.

An internet connection or a Google account are NOT required to use the TKSA DISPLAY 2.

3. How to change the language of the tablet?

1. Open the **Android Settings** page
2. Under **General Management** tab, select **Language and input**
3. Tap on **Language English**
4. Click on **Add Language** and select your preferred language
5. Click on **Set as default** in the popup



Note:

The alignment apps are available in 8 languages. The app uses the same language that is used as the system language of the TKSA DISPLAY 2. If the app does not support the selected language, English is used as the default alternative.

4. How to update the apps?

SKF releases app updates to correct bugs, improve performance and add new features. The updates are made available through Google Play Store which requires a Google account and an internet connection for the update.



1. Turn on Wi-Fi and connect to an internet network
2. Open the **Android Settings** app
3. **Cloud and Accounts** --> **Accounts** --> **Add account** --> **Google**
4. Follow the instructions to add an existing account or create a new one
5. Open the **Google Play Store** app 
6. Tap **Menu**  --> **"My apps & games"**
7. Apps with an update available are labeled **"Update"**
8. Tap **Update All** to update all apps. For individual apps, find the specific app you want to update and tap **Update**

5. SKF alignment apps available



Shaft Alignment app
Alignment of machines
with horizontal shafts

Compatible with:
TKSA 51, TKSA 71



Vertical Shaft app
Alignment of machines
with vertical shafts

Compatible with:
TKSA 51, TKSA 71



Spacer Shaft app
Alignment of machines
with spacer shafts

Compatible with:
TKSA 71



Machine Train app
Alignment of
machine trains

Compatible with:
TKSA 71



Soft Foot app
Identification and
correction of soft foot

Compatible with:
TKSA 51, TKSA 71



Values app
Use measuring heads
like digital dial gauges


Compatible with:
TKSA 71

6. Support

a. Instructions for use

Complete instructions for use for the apps and the hardware can be found in:

Help section of the apps



and SKF.com/Alignment



b. Technical support

SKF Technical Support website link is available in the help section the apps. Please visit www.skf.com/cm/tsg to find help or file a support request.

c. Videos

Short instructional videos are available in the help section of the apps.

More videos can be found on SKF Maintenance Products YouTube page: www.mapro.skf.com/youtube



Photos are for illustrative purposes and can vary from the supplied product.

skf.com | mapro.skf.com | skf.com/mount

© SKF is a registered trademark of the SKF Group.

© SKF Group 2019

Android, Google Play and the Google Play logo are trademarks of Google Inc.

The contents of this publication are the copyright of the publisher and may not be reproduced (even extracts) unless prior written permission is granted. Every care has been taken to ensure the accuracy of the information contained in this publication but no liability can be accepted for any loss or damage whether direct, indirect or consequential arising out of the use of the information contained herein.

MP5463EN · 2019/08