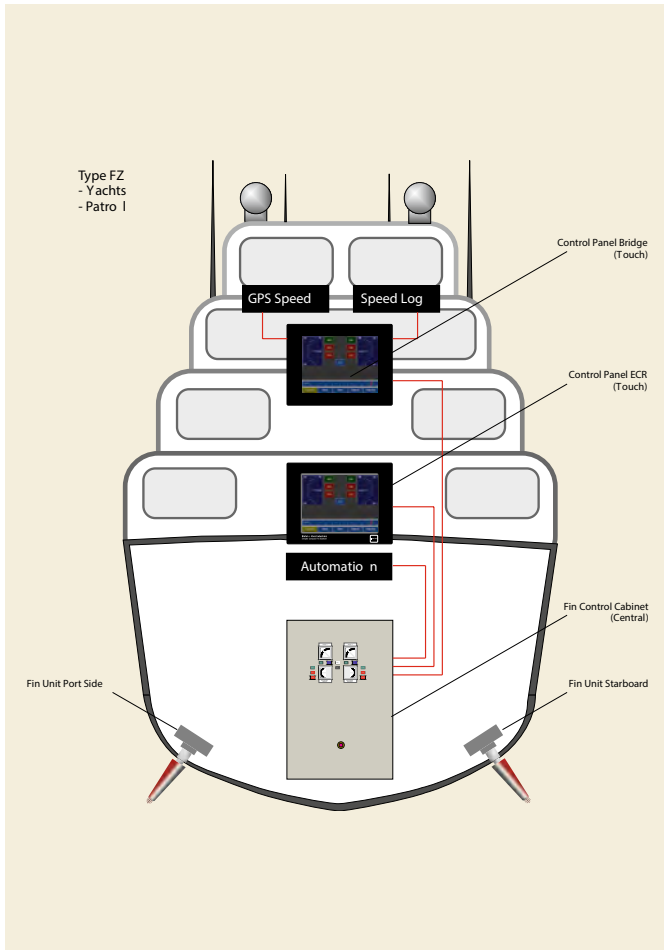


SKF Non-retractable fin stabilizer type FZ



General description

- SKF Non-retractable fin stabilizer for zero speed and under way stabilization for all kinds of vessels
- Rotary vane fin actuator
- $\pm 60^\circ$ working angle
- Fin area range from 2,7 to 12,4 m²



Advantages

Design

- Rotary vane fin actuator: Extremely compact, powerful and highly reliable; torque transmission is free of unbalanced forces on the fin, avoiding additional loads on the bearings and ensuring high fin movement precision, enabling $\pm 60^\circ$ working angle
- Benefits of $\pm 60^\circ$ working angle in zero speed mode:
 - increased lift: better roll reduction
 - smoother force transmission: reduced jerking effect, increased comfort
 - smaller fin area: reduced resistance under way
- Accumulator-supported hydraulic system: reduced size of motors and pumps, lower demand on electrical current, lower peak load on power supply, decreased noise level, faster dynamic system response, serves as a hydraulic power source for secondary equipment
- Compliance with classification societies regulations, SOLAS and MARPOL 73/78 convention specifications
- Compliant with Vessel General Permit (VGP) 2013 regulations

Installation

- Final manufactured unit, fully tested including operation and automation test
- Delivered ready-to-use to any shipyard worldwide
- Final works to be done by shipyard: welding into the ship structure, installation with chocking fluid, wiring and cooler connection

Operation

- Easy operation by simple start or stop commands
- Control system's operation is fully adaptive to the ship speed, sea state and roll motion behaviour of the vessel. Manual adjustments by the crew are possible when required
- For manual control, during inspections or any intermediate maintenance, operation and service switches are located inside the fin control cabinet
- The control system is fully integrated into the motor starter cabinet. No additional central control or sensor cabinet is required

- Customized mode selection: Control system design enables single-fin or twin-fin operation
- ECR Touch Control Panel provides identical control functions to the bridge control panel as well as providing additional status, alarm and service information for best operational comfort and control. It can be set to passive mode to prevent the stabilizers from being started unintentionally
- Low operational costs

Service

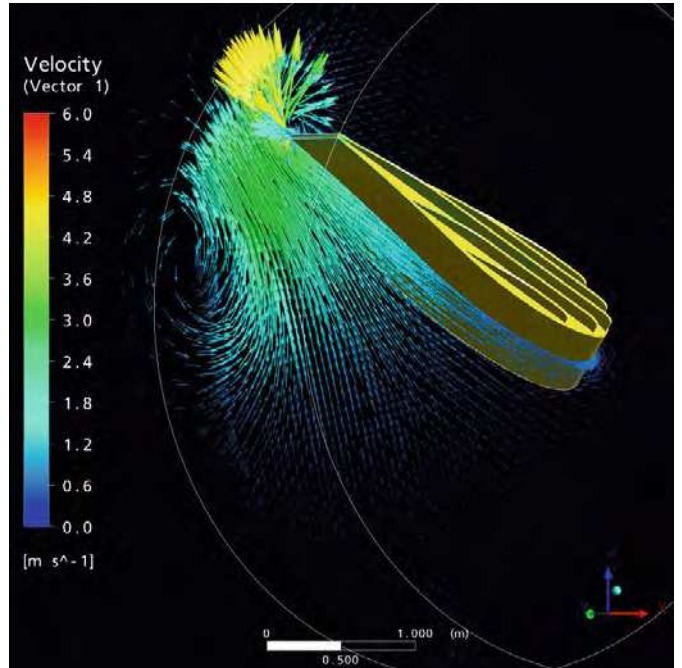
- 24/7 in-house service by highly trained personnel

Application

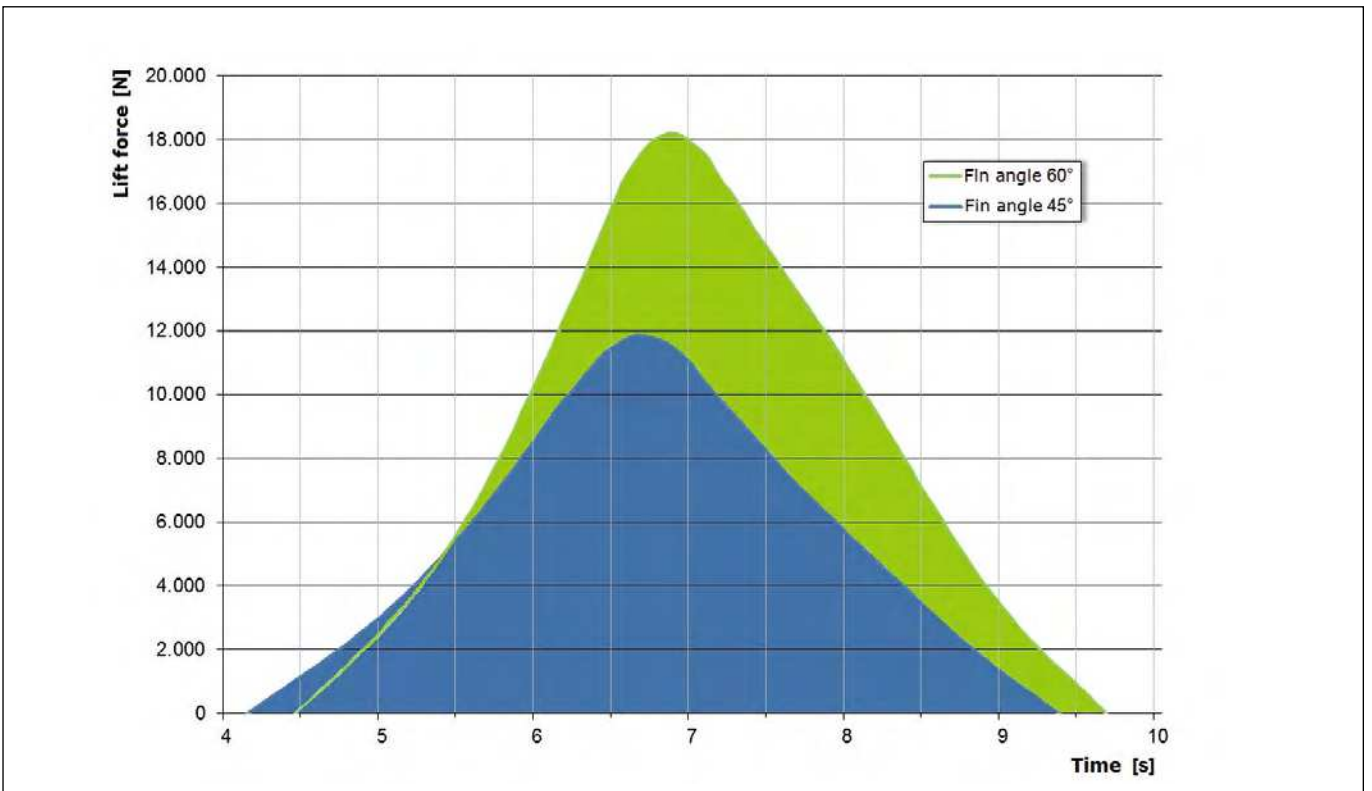
- Composite material fabricated fin available



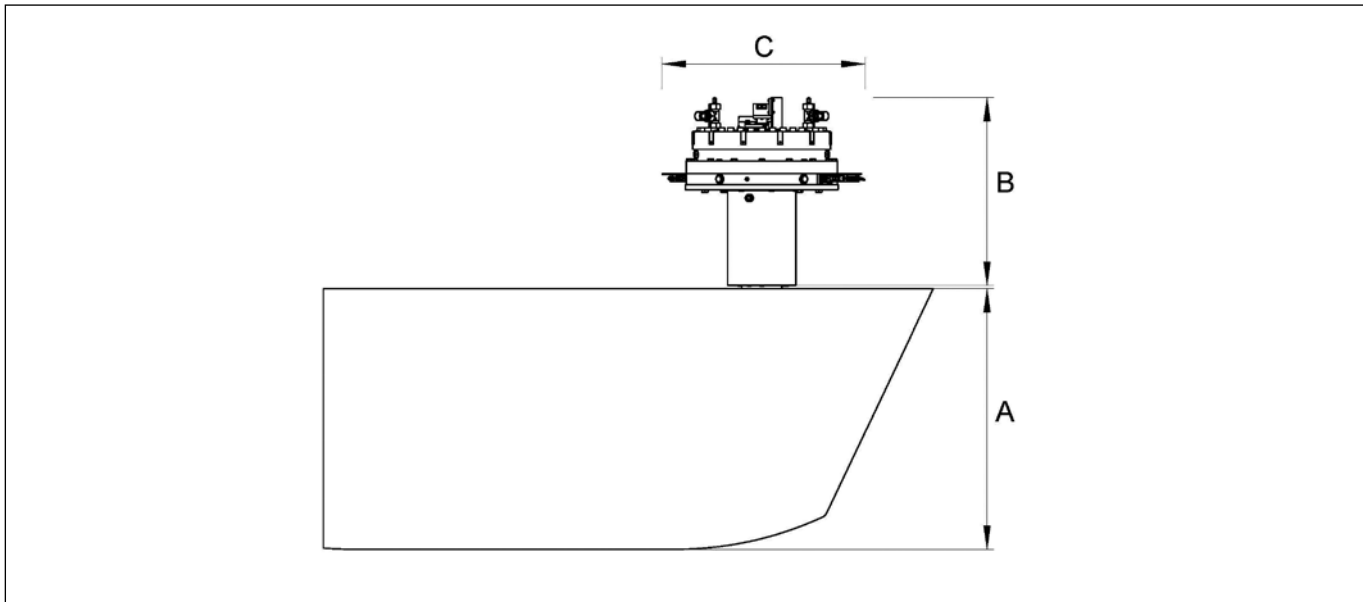
Non-retractable fin stabilizer with $\pm 60^\circ$ working angle



ZeroSpeed principle



Lift force gain for working angle of 60° compared with 45°



Dimensions/Type	FZ 100	FZ 200	FZ 300	FZ 400	FZ 500
Fin area up to [m²]	2,7	3,9	5,7	8,3	12,4
A [mm]	917–1 095	1 095–1 342	1 342–1 643	1 643–2 020	2 020–2 486
B [mm]	900	1 000	1 150	1 300	1 550
C [mm]	800	1 050	1 250	1 450	1 600

Fin outreach = A + 40 mm

SKF Marine GmbH
 Hermann-Blohm-Straße 5
 20457 Hamburg, Germany

skf.com | skf-marine.com

© SKF is a registered trademark of the SKF Group.

© SKF Group 2016

The contents of this publication are the copyright of the publisher and may not be reproduced (even extracts) unless prior written permission is granted. Every care has been taken to ensure the accuracy of the information contained in this publication but no liability can be accepted for any loss or damage whether direct, indirect or consequential arising out of the use of the information contained herein.

PUB 43/P2 14948/2 EN · April 2016

Certain image(s) used under license from Shutterstock.com.