

SKF Electro-pneumatic Barrel Pump – EPB pump

for SKF MonoFlex, DuoFlex and ProFlex lubrication systems



The SKF EPB pump is used in progressive, single-line or dual-line industrial centralized lubrication systems. The main purpose of the pump is to feed lubricant into a centralized lubrication system.

SKF EPB pump


The SKF EPB pump is an electro-pneumatic barrel pump, in which the traditional mechanical air motor valving has been replaced with a solenoid valve. The pump is suitable for 18 kg, 50 kg and 180 kg lubricant barrels. With right equipment, it is possible to use SKF EPB-pump with fluidbag.

The benefits of an electronic air motor control include:

- The air motor of the pump is electronically controlled.
- Electronic control allows accurate control of the pump's output.
- Lubrication-free air motor
- Fewer mechanical components extend the air motor's service life.
- The pump comes with a self-diagnosing system

There are two versions of the pump: ECO and STA.

- The ECO version is intended for use with ECO lid sets, which are suitable for NLGI grade 2 greases
- The STA version is intended for use with the following lid sets:
 - STA - greases in NLGI grades 1 and 2
 - LG - greases in NLGI grades 000-0
 - OS - oils



NOTE!

For all systems described in this brochure, see important product usage information on the back cover.



Quantity	Value	Unit	Description
t	-10 to +50	°C	Operating temperature range
p _{max}	390	bar	Max. lubricant pressure
P _{ratio}	1:65	bar	Pressure ratio
U	20-32V DC	V	Operating voltage
P	1.5	W	Power consumption
Q	850	grams/min	Pump output
Q _p	5.5	grams/stroke	Stroke output
V	18 kg = 1/8 50 kg = 1/4 180 kg = 1/1	kg	Lubricant drum sizes
m	6.3 7.6 8.8	kg	Weight, 1/8 pump Weight, 1/4 pump Weight, 1/1 pump
	Aluminium, Plastic and Steel		Body material
	650x130x130	mm	Dimensions, 1/8 pump
	920x130x130		Dimensions, 1/4 pump
	1020x130x130		Dimensions, 1/1 pump
	IP65		Protection class

SKF EPB pump designations

Example: SKF-EPB-PUMP-1/8-STA

SKF-EPB-PUMP — SKF Electro-pneumatic Barrel Pump

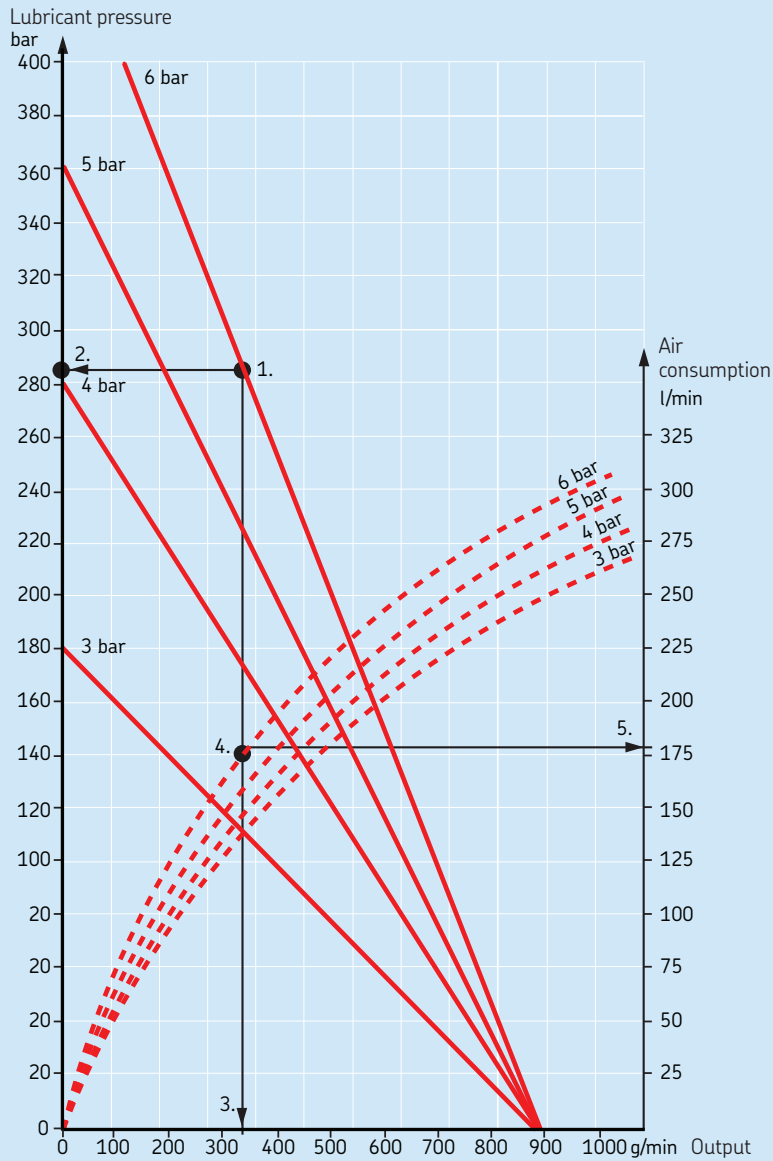
Drum capacity 1/1 = 180 kg

1/8 Lubricant barrel capacity: 18 kg
1/4 Lubricant barrel capacity: 50 kg
1/1 Lubricant barrel capacity: 180 kg

Lid set

STA The pumping unit is fixed on the lubricant barrel.
ECO The pumping unit is connected to a follower plate placed inside the lubricant barrel. This allows the pump to follow the lubricant level.

EPB pump capacity

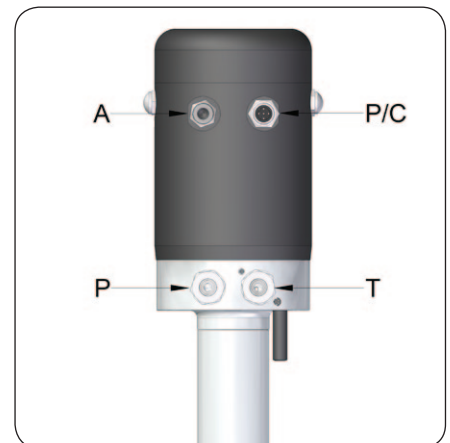



Capacity

The table on the left presents the key performance values of the SKF EPB pump. The table allows you to check the output of the pump in the current counter pressure and air pressure. The table also shows the air consumption of the pump.

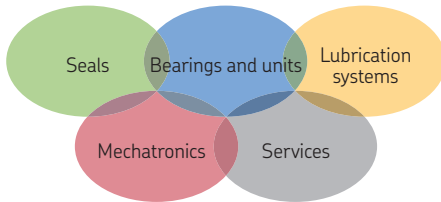
Example:

In Indication (1), the pressure air input is 6 bar, and the counter pressure (Indication 2) is 285 bar, which gives a lubricant output of 330 g/min. (Indication 3). To determine the air consumption, follow the 6 bar dashed line to Indication 4 and draw a horizontal line to the air consumption scale (Indication 5; 180 l/min).



Connections

Symbol	Description
A	Pressure air
P/C	Power supply/Control
P	Pressure
T	Tank



The Power of Knowledge Engineering

SKF brings innovative solutions to OEMs and production facilities in every major industry worldwide. These solutions draw on five areas of competence and application-specific expertise amassed over 100 years.

These five competence areas include bearings and units, seals, lubrication systems, mechatronics (combining mechanics and electronics into intelligent systems), and a wide range of services, from 3D computer modelling to advanced condition monitoring and reliability and asset management services.

A global presence provides SKF customers with uniform quality standards and universal product availability.

Installation kits

The installation kits contain components to adapt the existing pneumatic and electrical connections to the EPB-pump.



Model	Prefix	Product code
Pumps		
SKF-EPB-PUMP-1/1-ECO	VGBN	12381510
SKF-EPB-PUMP-1/4-ECO	VGBN	12381520
SKF-EPB-PUMP-1/8-ECO	VGBN	12381530
SKF-EPB-PUMP-1/1-STA	VGBN	12381540
SKF-EPB-PUMP-1/4-STA	VGBN	12381550
SKF-EPB-PUMP-1/8-STA	VGBN	12381560
Installation kits		
INSTALLATION KIT-ECO EPBP	VGBV	12381354
INSTALLATION KIT-STA EPBP	VGBV	12381353
Lid sets		
MAX-LIDSET-1/1-ECO-EPBP	VGBV	12381325
MAX-LIDSET-1/4-ECO-EPBP	VGBV	12381315
MAX-LIDSET-1/8-ECO-EPBP	VGBV	12381305
MAX-LIDSET-1/1-STA-EPBP	VGBV	12381345
MAX-LIDSET-1/4-STA-EPBP	VGBV	12381335
MAX-LIDSET-1/1-OS-EPBP	VGBV	12381346
MAX-LIDSET-1/4-OS-EPBP	VGBV	12381347
MAX-LIDSET-1/1-LG-EPBP	VGBV	12381348
MAX-LIDSET-1/4-LG-EPBP	VGBV	12381349
Pressure air regulator		
MAXILUBE-SET-ECO-EPBP	VGBV	12382677
MAXILUBE-SET-STA-EPBP	VGBV	12382678
Power supply unit		
EPBP-UNIPOWER 24V 0.63A 100-240V	VGBV	12381505

! Important information on product usage

All products from SKF may be used only for their intended purpose as described in this brochure and in any instructions. If operating instructions are supplied with the products, they must be read and followed.

Not all lubricants are suitable for use in centralized lubrication systems. SKF does offer an inspection service to test customer supplied lubricant to determine if it can be used in a centralized system. SKF lubrication systems or their components are not approved for use with gases, liquefied gases, pressurized gases in solution and fluids with a vapor pressure exceeding normal atmospheric pressure (1 013 mbar) by more than 0,5 bar at their maximum permissible temperature.

Hazardous materials of any kind, especially the materials classified as hazardous by European Community Directive EC 67/548/EEC, Article 2, Par. 2, may only be used to fill SKF centralized lubrication systems and components and delivered and/or distributed with the same after consulting with and receiving written approval from SKF.

SKF lubrication systems

E-mail: skf-lube@skf.com

© SKF is a registered trademark of the SKF group.

© SKF Group 2013

The contents of this publication are the copyright of the publisher and may not be reproduced (even extracts) unless prior written permission is granted. Every care has been taken to ensure the accuracy of the information contained in this publication but no liability can be accepted for any loss or damage whether direct, indirect or consequential arising out of the use of the information contained herein.

PUB LS/P8 12810 EN · January 2013

Printed in Sweden on environmentally friendly paper.

