


Electrically operated piston pump with lightning protection

Series P623

Meets latest Electromagnetic Compatibility (EMC) requirements



Lightning protection for single-line and progressive systems

The Lincoln P623S and P623M electrically operated pumps have been designed to withstand electromagnetic pulses caused by lightning strikes. An extension of the P603 pump series, the P623S is for use in single-line automatic lubrication systems, while the P623M is for use in progressive automatic lubrication systems.

Working closely with customers to develop product solutions that meet specific needs, SKF developed the P623S and P623M for onshore and offshore wind energy applications. In addition, these pump units are suitable for use in construction, mining and renewable energy applications where lightning protection must be considered.

The P623S and P623M pumps feature a power supply board that transfers 230 V to 24 V (control) with overvoltage protection to discharge 8 kV (electric grounding).

The pump units are available with a grease follower plate for rotating applications or a stirring paddle for stationary applications.

Advantages:

- Reduces operational risk compared to standard automatic lubrication
- Offers higher safety standards
- Brings lubrication system into compliance


Technical data

Technical data

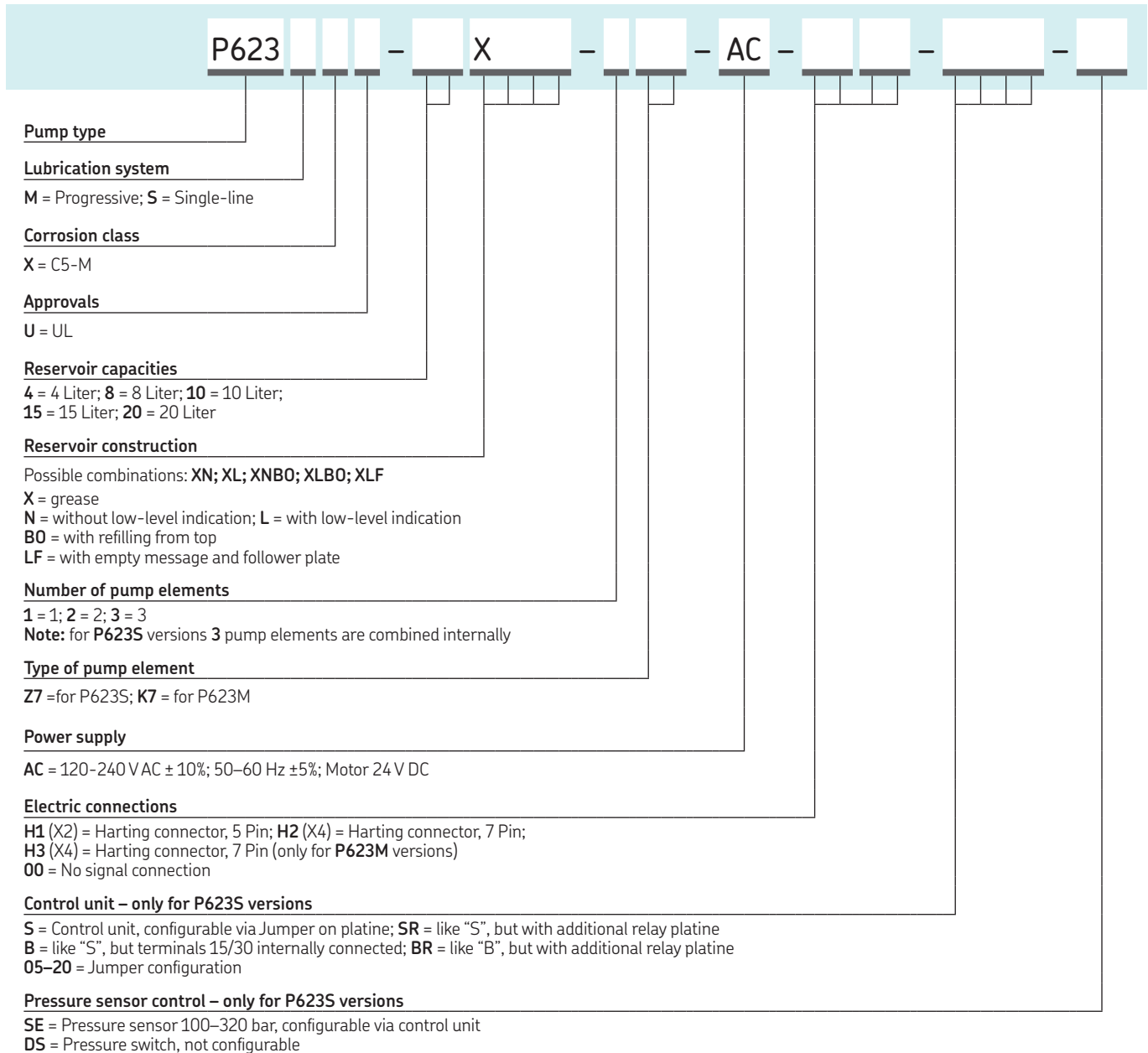
Function principle	Electrically operated piston pump	
Operating temperature	-25 to +55 °C	-13 to +131 °F
Operating pressure	max. 320 bar	4 640 psi
Delivery volume per pump element	0,22 cm ³ /stroke	0,0134 in ³ /stroke
Lubricants	Greases up to NLGI grade 2	
Capacity of the reservoir	4; 8; 10; 15; 20 l	1,06; 2,11; 2,64; 3,96; 5,28 gal.
Weight (empty pump)	8; 10; 12; 14; 19 kg	17,64; 22,05; 26,45; 30,86; 41,89 lb.
Filling	models with follower plate	
	models with stirring paddel	
	Filling nipple or filling connection (option)	
	Reservoir cover plate, filling nipple or filling connection (option)	
Number of pump elements	P623M: max. 3	
	P623S: 3 pump elements are combined internally	
Number of outlets	P623M: max. 3	
	P623S: 1	
Outlet connection	G 1/4	
Installation position	Vertical, i.e. lubricant reservoir at top	
	Versions with follower plate: rotating	
Protection class acc. DIN EN 60529:2014 (Harting)	IP 67	
LPZO (Lightning Protection Zone) according generic standard EN61000-6-2	8 kV	
Electromagnetic compatibility (EMC)	2014/30/EU	

Installation space and dimensions

	Dimensions in mm					Dimensions in inch				
	Reservoir capacity in Liter					Reservoir capacity in gallons				
	4	8	10	15	20	1,06	2,11	2,64	3,96	5,28
A ₁	498	598	658	841	976	19,6	23,54	25,9	33,11	38,42
A ₂	439	539	599	782	917	17,28	21,22	23,58	30,78	36,1
B			220					8,66		
C			278					10,94		



How to configure



Configuration example

Type code	Description
P623M-20XLBO-3K7-AC-H1.H3	Pump for progressive lubrication systems, with 20 Liter reservoir for grease, with refilling from top; with 3 pump elements type K7; with AC power supply; Harting connection H1(X2) and H3 (X4); no control unit; no pressure control
P623S-15XLF-3Z7-AC-H1.H3-BR10-SE	Pump for single-line lubrication systems, with 15 Liter reservoir for grease, with follower plate and empty message 3 pump elements type Z7 are combined internally with AC power supply; Harting connection H1(X2) and H3 (X4); with control unit; with pressure sensor

Further configurations on request



skf.com | skf.com/P623 | lincolnindustrial.com

® SKF is a registered trademark of the SKF Group.

® Lincoln is a registered trademark of Lincoln Industrial Corp.

© SKF Group 2016

The contents of this publication are the copyright of the publisher and may not be reproduced (even extracts) unless prior written permission is granted. Every care has been taken to ensure the accuracy of the information contained in this publication but no liability can be accepted for any loss or damage whether direct, indirect or consequential arising out of the use of the information contained herein.

PUB LS/P2 16797 EN · August 2016

Certain image(s) used under license from Shutterstock.com.